


This is **Exhibit “W”** to the Affidavit of **Alexander Mulligan**, sworn before me this **30th** day of **November, 2023**.

A handwritten signature in blue ink, appearing to read "Paul Kelly", written over a horizontal line.

A Commissioner for Taking Affidavits
LSO #84488D

Name	Trans.Type	Ticker	Symbol	Quantity	Trade Date	Settle Date	Price	Total Consideration (Settle)	Sec.Type
ZENABIS 6.00% 17OCT2019 CONVERT \$1.6393	Buy	ZENA CN - CV	ZENA CN - CV	2,000,000	10/15/18	10/17/2018	100	-2,000,000.00	Bond Convertible
ZENABIS 6.00% 17OCT2019 CONVERT \$1.6393	Buy	ZENA CN - CV	ZENA CN - CV	6,975,000	10/15/18	10/17/2018	100	-6,975,000.00	Bond Convertible
ZENABIS 6.00% 17OCT2019 CONVERT \$1.6393	Buy	ZENA CN - CV	ZENA CN - CV	1,000,000	10/15/18	10/17/2018	100	-1,000,000.00	Bond Convertible
ZENABIS 6.00% 17OCT2019 CONVERT \$1.6393	Buy	ZENA CN - CV	ZENA CN - CV	650,000	10/15/18	10/17/2018	100	-650,000.00	Bond Convertible
ZENABIS 6.00% 17OCT2019 CONVERT \$1.6393	Transfer By Lots	ZENA CN - CV	ZENA CN - CV	1,000,000	12/6/18	12/10/2018	100	0	Bond Convertible
ZENABIS 6.00% 17OCT2019 CONVERT \$1.6393	Transfer By Lots	ZENA CN - CV	ZENA CN - CV	650,000	12/6/18	12/10/2018	Waiting...	0	Bond Convertible
ZENABIS 6.00% 17OCT2019 CONVERT \$1.6393	Transfer By Lots	ZENA CN - CV	ZENA CN - CV	2,000,000	12/6/18	12/10/2018	Waiting...	0	Bond Convertible
ZENABIS 6.00% 17OCT2019 CONVERT \$1.6393	Transfer By Lots	ZENA CN - CV	ZENA CN - CV	6,975,000	12/6/18	12/10/2018	Waiting...	0	Bond Convertible
ZENABIS 6.00% 17OCT2019 CONVERT \$1.6393	Cpn Inc/Exp	ZENA CN - CV	ZENA CN - CV	86,455.48	12/31/18	12/31/2018	1	86,455.48	Bond Convertible
ZENABIS 6.00% 17OCT2019 CONVERT \$1.6393	Cpn Inc/Exp	ZENA CN - CV	ZENA CN - CV	7,859.59	12/31/18	12/31/2018	1	7,859.59	Bond Convertible
ZENABIS 6.00% 17OCT2019 CONVERT \$1.6393	Cpn Inc/Exp	ZENA CN - CV	ZENA CN - CV	24,898.70	12/31/18	12/31/2018	1	24,898.70	Bond Convertible
ZENABIS 6.00% 17OCT2019 CONVERT \$1.6393	Cpn Inc/Exp	ZENA CN - CV	ZENA CN - CV	11,789.38	12/31/18	12/31/2018	1	11,789.38	Bond Convertible
ZENABIS 6.00% 17OCT2019 CONVERT \$1.6393	Reorganization	ZENA CN - CV	ZENA CN - CV	30,000	1/7/19	1/7/2019	100	0	Bond Convertible
ZENABIS GLOBAL INC	Reorganization	ZENA CN	ZENA CN	35,881	1/7/19	1/7/2019	2.64766671	0	Equity
ZENABIS GLOBAL INC	Reorganization	ZENA CN	ZENA CN	16,996	1/7/19	1/7/2019	2.64766671	0	Equity
ZENABIS GLOBAL INC	Reorganization	ZENA CN	ZENA CN	124,638	1/7/19	1/7/2019	2.64766671	0	Equity
ZENABIS GLOBAL INC	Buy	ZENA CN	ZENA CN	15,000	1/8/19	1/10/2019	5.9993	-90,049.50	Equity
ZENABIS GLOBAL INC	Sell	ZENA CN	ZENA CN	15,000	1/9/19	1/11/2019	5.911	88,605.00	Equity
ZENABIS 6.00% 17OCT2019 CONVERT \$1.6393	Transfer By Lots	ZENA CN - CV	ZENA CN - CV	6,645,000	1/10/19	1/10/2019	Waiting...	0	Bond Convertible
ZENABIS GLOBAL INC	Transfer By Lots	ZENA CN	ZENA CN	124,638	1/10/19	1/10/2019	Waiting...	0	Equity
ZENABIS 6.00% 17OCT2019 CONVERT \$1.6393	Transfer By Lots	ZENA CN - CV	ZENA CN - CV	620,000	1/10/19	1/10/2019	100	0	Bond Convertible
ZENABIS GLOBAL INC	Transfer By Lots	ZENA CN	ZENA CN	16,996	1/10/19	1/10/2019	Waiting...	0	Equity
ZENABIS 6.00% 17OCT2019 CONVERT \$1.6393	Transfer By Lots	ZENA CN - CV	ZENA CN - CV	955,000	1/10/19	1/10/2019	Waiting...	0	Bond Convertible
ZENABIS GLOBAL INC	Transfer By Lots	ZENA CN	ZENA CN	11,331	1/10/19	1/10/2019	Waiting...	0	Equity
ZENABIS GLOBAL INC	Sell	ZENA CN	ZENA CN	785	1/11/19	1/15/2019	5.8048	4,541.07	Equity
ZENABIS GLOBAL INC	Sell	ZENA CN	ZENA CN	8,680	1/11/19	1/15/2019	5.8048	50,212.06	Equity
ZENABIS GLOBAL INC	Sell	ZENA CN	ZENA CN	1,185	1/11/19	1/15/2019	5.8048	6,854.99	Equity
ZENABIS GLOBAL INC	Sell	ZENA CN	ZENA CN	3,627	1/16/19	1/18/2019	5.3745	19,420.77	Equity
ZENABIS GLOBAL INC	Sell	ZENA CN	ZENA CN	12,343	1/16/19	1/18/2019	5.3745	66,090.59	Equity
ZENABIS GLOBAL INC	Sell	ZENA CN	ZENA CN	5,439	1/16/19	1/18/2019	5.3745	29,123.13	Equity
ZENABIS GLOBAL INC	Sell	ZENA CN	ZENA CN	39,891	1/16/19	1/18/2019	5.3745	213,596.36	Equity
ZENABIS GLOBAL INC	Misc Fee	ZENA CN	ZENA CN	118.65	1/16/19	1/16/2019	1	-118.65	Equity
ZENABIS GLOBAL INC	Misc Fee	ZENA CN	ZENA CN	118.65	1/16/19	1/16/2019	1	-118.65	Equity
ZENABIS GLOBAL INC	Misc Fee	ZENA CN	ZENA CN	118.65	1/16/19	1/16/2019	1	-118.65	Equity
ZENABIS GLOBAL INC	Misc Fee	ZENA CN	ZENA CN	118.65	1/16/19	1/16/2019	1	-118.65	Equity
ZENABIS GLOBAL INC	Sell	ZENA CN	ZENA CN	23,232	1/18/19	1/22/2019	4.4796	103,605.43	Equity
ZENABIS GLOBAL INC	Sell	ZENA CN	ZENA CN	7,188	1/18/19	1/22/2019	4.4796	32,055.60	Equity
ZENABIS GLOBAL INC	Sell	ZENA CN	ZENA CN	2,113	1/18/19	1/22/2019	4.4796	9,423.13	Equity
ZENABIS GLOBAL INC	Sell	ZENA CN	ZENA CN	3,167	1/18/19	1/22/2019	4.4796	14,123.55	Equity
ZENABIS GLOBAL INC	Sell	ZENA CN	ZENA CN	19,524	1/22/19	1/24/2019	4.349	84,519.40	Equity
ZENABIS GLOBAL INC	Sell	ZENA CN	ZENA CN	6,040	1/22/19	1/24/2019	4.349	26,147.16	Equity
ZENABIS GLOBAL INC	Sell	ZENA CN	ZENA CN	2,661	1/22/19	1/24/2019	4.349	11,519.47	Equity
ZENABIS GLOBAL INC	Sell	ZENA CN	ZENA CN	1,775	1/22/19	1/24/2019	4.349	7,683.98	Equity
ZENABIS GLOBAL INC	Sell	ZENA CN	ZENA CN	7,913	1/25/19	1/29/2019	4.3006	33,872.39	Equity
ZENABIS GLOBAL INC	Sell	ZENA CN	ZENA CN	25,574	1/25/19	1/29/2019	4.3006	109,472.06	Equity
ZENABIS GLOBAL INC	Sell	ZENA CN	ZENA CN	3,487	1/25/19	1/29/2019	4.3006	14,926.45	Equity
ZENABIS GLOBAL INC	Sell	ZENA CN	ZENA CN	2,326	1/25/19	1/29/2019	4.3006	9,956.68	Equity
ZENABIS GLOBAL INC	Sell	ZENA CN	ZENA CN	1,873	1/28/19	1/30/2019	4.3551	8,119.64	Equity
ZENABIS GLOBAL INC	Sell	ZENA CN	ZENA CN	6,050	1/28/19	1/30/2019	4.3551	26,227.36	Equity
ZENABIS GLOBAL INC	Sell	ZENA CN	ZENA CN	551	1/28/19	1/30/2019	4.3551	2,388.64	Equity
ZENABIS GLOBAL INC	Sell	ZENA CN	ZENA CN	826	1/28/19	1/30/2019	4.3551	3,580.79	Equity
ZENABIS GLOBAL INC	Sell	ZENA CN	ZENA CN	5,593	1/29/19	1/31/2019	4.223	23,507.38	Equity
ZENABIS GLOBAL INC	Sell	ZENA CN	ZENA CN	764	1/29/19	1/31/2019	4.223	3,211.09	Equity
ZENABIS GLOBAL INC	Sell	ZENA CN	ZENA CN	1,732	1/29/19	1/31/2019	4.223	7,279.60	Equity
ZENABIS GLOBAL INC	Sell	ZENA CN	ZENA CN	511	1/29/19	1/31/2019	4.223	2,147.73	Equity
ZENABIS GLOBAL INC	Short	ZENA CN	ZENA CN	2,670	1/30/19	2/1/2019	4.1723	11,086.64	Equity
ZENABIS GLOBAL INC	Short	ZENA CN	ZENA CN	824	1/30/19	2/1/2019	4.1723	3,421.50	Equity
ZENABIS GLOBAL INC	Short	ZENA CN	ZENA CN	363	1/30/19	2/1/2019	4.1723	1,507.28	Equity
ZENABIS GLOBAL INC	Short	ZENA CN	ZENA CN	243	1/30/19	2/1/2019	4.1723	1,009.01	Equity
ZENABIS GLOBAL INC	Sell	ZENA CN	ZENA CN	912	1/31/19	2/4/2019	4.0729	3,700.80	Equity
ZENABIS GLOBAL INC	Sell	ZENA CN	ZENA CN	124	1/31/19	2/4/2019	4.0729	503.18	Equity

Name	Trans.Type	Ticker	Symbol	Quantity	Trade Date	Settle Date	Price	Total Consideration (Settle)	Sec.Type
ZENABIS GLOBAL INC	Sell	ZENA CN	ZENA CN	82	1/31/19	2/4/2019	4.0729	332.75	Equity
ZENABIS GLOBAL INC	Sell	ZENA CN	ZENA CN	282	1/31/19	2/4/2019	4.0729	1,144.33	Equity
WT - ZENA CN \$2.647666708 28FEB2019	Reorganization	ZENA CN - W	ZENA CN - W	69,385	2/1/19	2/6/2019	0	-181,997.96	Warrant
WT - ZENA CN \$2.647666708 28FEB2019	Reorganization	ZENA CN - W	ZENA CN - W	106,746	2/1/19	2/6/2019	0	-279,998.70	Warrant
WT - ZENA CN \$2.647666708 28FEB2019	Reorganization	ZENA CN - W	ZENA CN - W	213,491	2/1/19	2/6/2019	0	-559,997.39	Warrant
WT - ZENA CN \$2.647666708 28FEB2019	Reorganization	ZENA CN - W	ZENA CN - W	744,551	2/1/19	2/6/2019	0	-1,952,998.39	Warrant
ZENABIS GLOBAL INC	Sell	ZENA CN	ZENA CN	4,191	2/4/19	2/6/2019	4.5058	18,820.94	Equity
ZENABIS GLOBAL INC	Sell	ZENA CN	ZENA CN	1,232	2/4/19	2/6/2019	4.5058	5,532.67	Equity
ZENABIS GLOBAL INC	Sell	ZENA CN	ZENA CN	1,848	2/4/19	2/6/2019	4.5058	8,299.00	Equity
ZENABIS GLOBAL INC	Sell	ZENA CN	ZENA CN	13,529	2/4/19	2/6/2019	4.5058	60,756.03	Equity
ZENABIS GLOBAL INC	Sell	ZENA CN	ZENA CN	26,928	2/6/19	2/8/2019	4.13	110,808.72	Equity
ZENABIS GLOBAL INC	Sell	ZENA CN	ZENA CN	3,678	2/6/19	2/8/2019	4.13	15,134.97	Equity
ZENABIS GLOBAL INC	Sell	ZENA CN	ZENA CN	2,453	2/6/19	2/8/2019	4.13	10,094.10	Equity
ZENABIS GLOBAL INC	Sell	ZENA CN	ZENA CN	8,341	2/6/19	2/8/2019	4.13	34,323.22	Equity
ZENABIS GLOBAL INC	Sell	ZENA CN	ZENA CN	987	2/7/19	2/11/2019	4.0527	3,985.21	Equity
ZENABIS GLOBAL INC	Sell	ZENA CN	ZENA CN	435	2/7/19	2/11/2019	4.0527	1,756.40	Equity
ZENABIS GLOBAL INC	Sell	ZENA CN	ZENA CN	3,188	2/7/19	2/11/2019	4.0527	12,872.19	Equity
ZENABIS GLOBAL INC	Sell	ZENA CN	ZENA CN	290	2/7/19	2/11/2019	4.0527	1,170.93	Equity
ZENABIS GLOBAL INC	Misc Fee	ZENA CN	ZENA CN	118.65	2/7/19	2/7/2019	1	-118.65	Equity
ZENABIS GLOBAL INC	Misc Fee	ZENA CN	ZENA CN	118.65	2/7/19	2/7/2019	1	-118.65	Equity
ZENABIS GLOBAL INC	Misc Fee	ZENA CN	ZENA CN	118.65	2/7/19	2/7/2019	1	-118.65	Equity
ZENABIS GLOBAL INC	Misc Fee	ZENA CN	ZENA CN	118.65	2/7/19	2/7/2019	1	-118.65	Equity
ZENABIS GLOBAL INC	Sell	ZENA CN	ZENA CN	5,585	2/8/19	2/12/2019	3.9136	21,773.68	Equity
ZENABIS GLOBAL INC	Sell	ZENA CN	ZENA CN	1,591	2/8/19	2/12/2019	3.9136	6,202.67	Equity
ZENABIS GLOBAL INC	Sell	ZENA CN	ZENA CN	521	2/8/19	2/12/2019	3.9136	2,031.17	Equity
ZENABIS GLOBAL INC	Sell	ZENA CN	ZENA CN	803	2/8/19	2/12/2019	3.9136	3,130.58	Equity
ZENABIS GLOBAL INC	SL Fee	ZENA CN	ZENA CN	1	2/11/19	2/11/2019	1	-1	Equity
ZENABIS GLOBAL INC	SL Fee	ZENA CN	ZENA CN	0.6	2/11/19	2/11/2019	1	-0.6	Equity
ZENABIS GLOBAL INC	SL Fee	ZENA CN	ZENA CN	0.67	2/11/19	2/11/2019	1	-0.67	Equity
ZENABIS GLOBAL INC	SL Fee	ZENA CN	ZENA CN	7.37	2/11/19	2/11/2019	1	-7.37	Equity
ZENABIS GLOBAL INC	SL Fee	ZENA CN	ZENA CN	4.39	2/11/19	2/11/2019	1	-4.39	Equity
ZENABIS GLOBAL INC	SL Fee	ZENA CN	ZENA CN	0.59	2/11/19	2/11/2019	1	-0.59	Equity
ZENABIS GLOBAL INC	SL Fee	ZENA CN	ZENA CN	2.28	2/11/19	2/11/2019	1	-2.28	Equity
ZENABIS GLOBAL INC	SL Fee	ZENA CN	ZENA CN	1.36	2/11/19	2/11/2019	1	-1.36	Equity
ZENABIS GLOBAL INC	Sell	ZENA CN	ZENA CN	9,526	2/12/19	2/14/2019	3.7671	35,742.50	Equity
ZENABIS GLOBAL INC	Sell	ZENA CN	ZENA CN	1,370	2/12/19	2/14/2019	3.7671	5,140.38	Equity
ZENABIS GLOBAL INC	Sell	ZENA CN	ZENA CN	889	2/12/19	2/14/2019	3.7671	3,335.62	Equity
ZENABIS GLOBAL INC	Sell	ZENA CN	ZENA CN	2,715	2/12/19	2/14/2019	3.7671	10,186.95	Equity
ZENABIS GLOBAL INC	Sell	ZENA CN	ZENA CN	3,033	2/13/19	2/15/2019	3.5997	10,887.56	Equity
ZENABIS GLOBAL INC	Sell	ZENA CN	ZENA CN	10,643	2/13/19	2/15/2019	3.5997	38,205.18	Equity
ZENABIS GLOBAL INC	Sell	ZENA CN	ZENA CN	993	2/13/19	2/15/2019	3.5997	3,564.57	Equity
ZENABIS GLOBAL INC	Sell	ZENA CN	ZENA CN	1,531	2/13/19	2/15/2019	3.5997	5,495.83	Equity
ZENABIS GLOBAL INC	Sell	ZENA CN	ZENA CN	20,629	2/15/19	2/20/2019	3.6077	74,010.66	Equity
ZENABIS GLOBAL INC	Sell	ZENA CN	ZENA CN	2,967	2/15/19	2/20/2019	3.6077	10,644.71	Equity
ZENABIS GLOBAL INC	Sell	ZENA CN	ZENA CN	1,925	2/15/19	2/20/2019	3.6077	6,906.32	Equity
ZENABIS GLOBAL INC	Sell	ZENA CN	ZENA CN	5,879	2/15/19	2/20/2019	3.6077	21,092.09	Equity
ZENABIS GLOBAL INC	Sell	ZENA CN	ZENA CN	1,050	2/19/19	2/21/2019	3.6	3,759.00	Equity
ZENABIS GLOBAL INC	Sell	ZENA CN	ZENA CN	150	2/19/19	2/21/2019	3.6	537	Equity
ZENABIS GLOBAL INC	Sell	ZENA CN	ZENA CN	300	2/19/19	2/21/2019	3.6	1,074.00	Equity
ZENABIS GLOBAL INC	Sell	ZENA CN	ZENA CN	100	2/19/19	2/21/2019	3.6	358	Equity
ZENABIS GLOBAL INC	Sell	ZENA CN	ZENA CN	718	2/20/19	2/22/2019	3.3337	2,379.24	Equity
ZENABIS GLOBAL INC	Sell	ZENA CN	ZENA CN	1,423	2/20/19	2/22/2019	3.3337	4,715.40	Equity
ZENABIS GLOBAL INC	Sell	ZENA CN	ZENA CN	466	2/20/19	2/22/2019	3.3337	1,544.18	Equity
ZENABIS GLOBAL INC	Sell	ZENA CN	ZENA CN	4,993	2/20/19	2/22/2019	3.3337	16,545.30	Equity
ZENABIS GLOBAL INC	Sell	ZENA CN	ZENA CN	11,497	2/21/19	2/25/2019	3.2902	37,597.49	Equity
ZENABIS GLOBAL INC	Sell	ZENA CN	ZENA CN	1,654	2/21/19	2/25/2019	3.2902	5,408.91	Equity
ZENABIS GLOBAL INC	Sell	ZENA CN	ZENA CN	1,073	2/21/19	2/25/2019	3.2902	3,508.92	Equity
ZENABIS GLOBAL INC	Sell	ZENA CN	ZENA CN	3,276	2/21/19	2/25/2019	3.2902	10,713.18	Equity
ZENABIS GLOBAL INC	Sell	ZENA CN	ZENA CN	2,325	2/22/19	2/26/2019	3.7216	8,606.22	Equity
ZENABIS GLOBAL INC	Sell	ZENA CN	ZENA CN	24,897	2/22/19	2/26/2019	3.7216	92,158.74	Equity
ZENABIS GLOBAL INC	Sell	ZENA CN	ZENA CN	7,096	2/22/19	2/26/2019	3.7216	26,266.55	Equity

Name	Trans.Type	Ticker	Symbol	Quantity	Trade Date	Settle Date	Price	Total Consideration (Settle)	Sec.Type
ZENABIS GLOBAL INC	Sell	ZENA CN	ZENA CN	3,582	2/22/19	2/26/2019	3.7216	13,259.13	Equity
ZENABIS GLOBAL INC	Sell	ZENA CN	ZENA CN	1,299	2/25/19	2/27/2019	3.9682	5,128.71	Equity
ZENABIS GLOBAL INC	Sell	ZENA CN	ZENA CN	3,969	2/25/19	2/27/2019	3.9682	15,670.41	Equity
ZENABIS GLOBAL INC	Sell	ZENA CN	ZENA CN	13,929	2/25/19	2/27/2019	3.9682	54,994.48	Equity
ZENABIS GLOBAL INC	Sell	ZENA CN	ZENA CN	2,003	2/25/19	2/27/2019	3.9682	7,908.24	Equity
ZENABIS GLOBAL INC	Sell	ZENA CN	ZENA CN	2,249	2/26/19	2/28/2019	3.7825	8,461.86	Equity
ZENABIS GLOBAL INC	Sell	ZENA CN	ZENA CN	1,459	2/26/19	2/28/2019	3.7825	5,489.49	Equity
ZENABIS GLOBAL INC	Sell	ZENA CN	ZENA CN	4,456	2/26/19	2/28/2019	3.7825	16,765.70	Equity
ZENABIS GLOBAL INC	Sell	ZENA CN	ZENA CN	15,636	2/26/19	2/28/2019	3.7825	58,830.45	Equity
ZENABIS GLOBAL INC	Sell	ZENA CN	ZENA CN	4,269	2/27/19	3/1/2019	3.633	15,423.90	Equity
ZENABIS GLOBAL INC	Sell	ZENA CN	ZENA CN	614	2/27/19	3/1/2019	3.633	2,218.38	Equity
ZENABIS GLOBAL INC	Sell	ZENA CN	ZENA CN	400	2/27/19	3/1/2019	3.633	1,445.20	Equity
ZENABIS GLOBAL INC	Sell	ZENA CN	ZENA CN	1,217	2/27/19	3/1/2019	3.633	4,397.02	Equity
ZENABIS GLOBAL INC	Sell	ZENA CN	ZENA CN	19,578	2/28/19	3/4/2019	3.642	70,911.52	Equity
ZENABIS GLOBAL INC	Sell	ZENA CN	ZENA CN	1,827	2/28/19	3/4/2019	3.642	6,617.39	Equity
ZENABIS GLOBAL INC	Sell	ZENA CN	ZENA CN	2,816	2/28/19	3/4/2019	3.642	10,199.55	Equity
ZENABIS GLOBAL INC	Sell	ZENA CN	ZENA CN	5,579	2/28/19	3/4/2019	3.642	20,207.14	Equity
ZENABIS GLOBAL INC	Sell	ZENA CN	ZENA CN	1,839	3/1/19	3/5/2019	3.6096	6,601.27	Equity
ZENABIS GLOBAL INC	Sell	ZENA CN	ZENA CN	19,709	3/1/19	3/5/2019	3.6096	70,747.43	Equity
ZENABIS GLOBAL INC	Sell	ZENA CN	ZENA CN	5,617	3/1/19	3/5/2019	3.6096	20,162.78	Equity
ZENABIS GLOBAL INC	Sell	ZENA CN	ZENA CN	2,835	3/1/19	3/5/2019	3.6096	10,176.52	Equity
ZENABIS GLOBAL INC	Sell	ZENA CN	ZENA CN	16,030	3/4/19	3/6/2019	3.5864	57,169.39	Equity
ZENABIS GLOBAL INC	Sell	ZENA CN	ZENA CN	897	3/4/19	3/6/2019	3.65	3,269.57	Equity
ZENABIS GLOBAL INC	Sell	ZENA CN	ZENA CN	1,778	3/4/19	3/6/2019	3.65	6,480.81	Equity
ZENABIS GLOBAL INC	Sell	ZENA CN	ZENA CN	2,306	3/4/19	3/6/2019	3.5864	8,224.12	Equity
ZENABIS GLOBAL INC	Sell	ZENA CN	ZENA CN	4,568	3/4/19	3/6/2019	3.5864	16,291.32	Equity
ZENABIS GLOBAL INC	Sell	ZENA CN	ZENA CN	6,243	3/4/19	3/6/2019	3.65	22,755.74	Equity
ZENABIS GLOBAL INC	Sell	ZENA CN	ZENA CN	1,496	3/4/19	3/6/2019	3.5864	5,335.33	Equity
ZENABIS GLOBAL INC	Sell	ZENA CN	ZENA CN	737	3/4/19	3/6/2019	3.8001	2,793.17	Equity
ZENABIS GLOBAL INC	Sell	ZENA CN	ZENA CN	5,125	3/4/19	3/6/2019	3.8001	19,460.14	Equity
ZENABIS GLOBAL INC	Sell	ZENA CN	ZENA CN	478	3/4/19	3/6/2019	3.8001	1,808.95	Equity
ZENABIS GLOBAL INC	Sell	ZENA CN	ZENA CN	582	3/4/19	3/6/2019	3.65	2,121.39	Equity
ZENABIS GLOBAL INC	Sell	ZENA CN	ZENA CN	1,460	3/4/19	3/6/2019	3.8001	5,540.65	Equity
ZENABIS GLOBAL INC	Sell	ZENA CN	ZENA CN	11,432	3/5/19	3/7/2019	3.4144	38,804.78	Equity
ZENABIS GLOBAL INC	Sell	ZENA CN	ZENA CN	3,258	3/5/19	3/7/2019	3.4144	11,058.96	Equity
ZENABIS GLOBAL INC	Sell	ZENA CN	ZENA CN	1,644	3/5/19	3/7/2019	3.4144	5,580.39	Equity
ZENABIS GLOBAL INC	Sell	ZENA CN	ZENA CN	1,066	3/5/19	3/7/2019	3.4144	3,618.43	Equity
ZENABIS GLOBAL INC	Sell	ZENA CN	ZENA CN	765	3/6/19	3/8/2019	3.3781	2,568.95	Equity
ZENABIS GLOBAL INC	Sell	ZENA CN	ZENA CN	496	3/6/19	3/8/2019	3.3781	1,665.62	Equity
ZENABIS GLOBAL INC	Sell	ZENA CN	ZENA CN	5,323	3/6/19	3/8/2019	3.3781	17,875.17	Equity
ZENABIS GLOBAL INC	Sell	ZENA CN	ZENA CN	1,516	3/6/19	3/8/2019	3.3781	5,090.88	Equity
ZENABIS GLOBAL INC	Sell	ZENA CN	ZENA CN	19,445	3/7/19	3/11/2019	3.5064	67,793.05	Equity
ZENABIS GLOBAL INC	Sell	ZENA CN	ZENA CN	1,815	3/7/19	3/11/2019	3.5064	6,327.82	Equity
ZENABIS GLOBAL INC	Sell	ZENA CN	ZENA CN	5,542	3/7/19	3/11/2019	3.5064	19,321.63	Equity
ZENABIS GLOBAL INC	Sell	ZENA CN	ZENA CN	2,798	3/7/19	3/11/2019	3.5064	9,754.95	Equity
ZENABIS GLOBAL INC	Sell	ZENA CN	ZENA CN	2,340	3/8/19	3/12/2019	3.62	8,424.00	Equity
ZENABIS GLOBAL INC	Sell	ZENA CN	ZENA CN	1,181	3/8/19	3/12/2019	3.62	4,251.60	Equity
ZENABIS GLOBAL INC	Sell	ZENA CN	ZENA CN	766	3/8/19	3/12/2019	3.62	2,757.60	Equity
ZENABIS GLOBAL INC	Sell	ZENA CN	ZENA CN	8,213	3/8/19	3/12/2019	3.62	29,566.80	Equity
ZENABIS GLOBAL INC	Sell	ZENA CN	ZENA CN	5,255	3/11/19	3/13/2019	3.6594	19,125.05	Equity
ZENABIS GLOBAL INC	Sell	ZENA CN	ZENA CN	756	3/11/19	3/13/2019	3.6594	2,751.39	Equity
ZENABIS GLOBAL INC	Sell	ZENA CN	ZENA CN	491	3/11/19	3/13/2019	3.6594	1,786.95	Equity
ZENABIS GLOBAL INC	Sell	ZENA CN	ZENA CN	1,498	3/11/19	3/13/2019	3.6594	5,451.82	Equity
ZENABIS GLOBAL INC	SL Fee	ZENA CN	ZENA CN	10.29	3/11/19	3/11/2019	1	-10.29	Equity
ZENABIS GLOBAL INC	SL Fee	ZENA CN	ZENA CN	3.03	3/11/19	3/11/2019	1	-3.03	Equity
ZENABIS GLOBAL INC	SL Fee	ZENA CN	ZENA CN	4.54	3/11/19	3/11/2019	1	-4.54	Equity
ZENABIS GLOBAL INC	SL Fee	ZENA CN	ZENA CN	40.11	3/11/19	3/11/2019	1	-40.11	Equity
ZENABIS GLOBAL INC	Sell	ZENA CN	ZENA CN	2,247	3/12/19	3/14/2019	3.6565	8,171.22	Equity
ZENABIS GLOBAL INC	Sell	ZENA CN	ZENA CN	7,882	3/12/19	3/14/2019	3.6565	28,662.89	Equity
ZENABIS GLOBAL INC	Sell	ZENA CN	ZENA CN	1,134	3/12/19	3/14/2019	3.6565	4,123.79	Equity
ZENABIS GLOBAL INC	Sell	ZENA CN	ZENA CN	737	3/12/19	3/14/2019	3.6565	2,680.10	Equity

Name	Trans.Type	Ticker	Symbol	Quantity	Trade Date	Settle Date	Price	Total Consideration (Settle)	Sec.Type
ZENABIS GLOBAL INC	Sell	ZENA CN	ZENA CN	3,569	3/13/19	3/15/2019	3.616	12,834.12	Equity
ZENABIS GLOBAL INC	Sell	ZENA CN	ZENA CN	10,898	3/13/19	3/15/2019	3.616	39,189.21	Equity
ZENABIS GLOBAL INC	Sell	ZENA CN	ZENA CN	38,232	3/13/19	3/15/2019	3.616	137,482.27	Equity
ZENABIS GLOBAL INC	Sell	ZENA CN	ZENA CN	14,980	3/13/19	3/15/2019	3.6055	53,898.04	Equity
ZENABIS GLOBAL INC	Sell	ZENA CN	ZENA CN	52,553	3/13/19	3/15/2019	3.6055	189,085.69	Equity
ZENABIS GLOBAL INC	Sell	ZENA CN	ZENA CN	5,501	3/13/19	3/15/2019	3.616	19,781.60	Equity
ZENABIS GLOBAL INC	Sell	ZENA CN	ZENA CN	4,905	3/13/19	3/15/2019	3.6055	17,648.19	Equity
ZENABIS GLOBAL INC	Sell	ZENA CN	ZENA CN	7,562	3/13/19	3/15/2019	3.6055	27,208.08	Equity
ZENABIS GLOBAL INC	Sell	ZENA CN	ZENA CN	6,352	3/14/19	3/18/2019	3.4406	21,807.05	Equity
ZENABIS GLOBAL INC	Sell	ZENA CN	ZENA CN	19,971	3/14/19	3/18/2019	3.4484	68,468.58	Equity
ZENABIS GLOBAL INC	Sell	ZENA CN	ZENA CN	2,873	3/14/19	3/18/2019	3.4484	9,849.79	Equity
ZENABIS GLOBAL INC	Sell	ZENA CN	ZENA CN	4,121	3/14/19	3/18/2019	3.4406	14,147.81	Equity
ZENABIS GLOBAL INC	Sell	ZENA CN	ZENA CN	5,692	3/14/19	3/18/2019	3.4484	19,514.45	Equity
ZENABIS GLOBAL INC	Sell	ZENA CN	ZENA CN	44,144	3/14/19	3/18/2019	3.4406	151,550.77	Equity
ZENABIS GLOBAL INC	Sell	ZENA CN	ZENA CN	1,864	3/14/19	3/18/2019	3.4484	6,390.54	Equity
ZENABIS GLOBAL INC	Sell	ZENA CN	ZENA CN	12,583	3/14/19	3/18/2019	3.4406	43,198.70	Equity
ZENABIS GLOBAL INC	Sell	ZENA CN	ZENA CN	18,220	3/15/19	3/19/2019	3.4606	62,687.73	Equity
ZENABIS GLOBAL INC	Sell	ZENA CN	ZENA CN	63,916	3/15/19	3/19/2019	3.4606	219,909.39	Equity
ZENABIS GLOBAL INC	Sell	ZENA CN	ZENA CN	5,966	3/15/19	3/19/2019	3.4606	20,526.62	Equity
ZENABIS GLOBAL INC	Sell	ZENA CN	ZENA CN	9,198	3/15/19	3/19/2019	3.4606	31,646.64	Equity
ZENABIS GLOBAL INC	Sell	ZENA CN	ZENA CN	582	3/18/19	3/20/2019	3.4878	2,018.26	Equity
ZENABIS GLOBAL INC	Sell	ZENA CN	ZENA CN	1,778	3/18/19	3/20/2019	3.4878	6,165.75	Equity
ZENABIS GLOBAL INC	Sell	ZENA CN	ZENA CN	5,276	3/18/19	3/20/2019	3.454	18,183.73	Equity
ZENABIS GLOBAL INC	Sell	ZENA CN	ZENA CN	16,104	3/18/19	3/20/2019	3.454	55,502.44	Equity
ZENABIS GLOBAL INC	Sell	ZENA CN	ZENA CN	56,490	3/18/19	3/20/2019	3.454	194,692.79	Equity
ZENABIS GLOBAL INC	Sell	ZENA CN	ZENA CN	6,242	3/18/19	3/20/2019	3.4878	21,646.01	Equity
ZENABIS GLOBAL INC	Sell	ZENA CN	ZENA CN	898	3/18/19	3/20/2019	3.4878	3,114.08	Equity
ZENABIS GLOBAL INC	Sell	ZENA CN	ZENA CN	8,130	3/18/19	3/20/2019	3.454	28,020.05	Equity
ZENABIS GLOBAL INC	Sell	ZENA CN	ZENA CN	6,160	3/19/19	3/21/2019	3.4803	21,315.45	Equity
ZENABIS GLOBAL INC	Sell	ZENA CN	ZENA CN	21,613	3/19/19	3/21/2019	3.4803	74,787.46	Equity
ZENABIS GLOBAL INC	Sell	ZENA CN	ZENA CN	2,017	3/19/19	3/21/2019	3.4803	6,979.43	Equity
ZENABIS GLOBAL INC	Sell	ZENA CN	ZENA CN	3,110	3/19/19	3/21/2019	3.4803	10,761.53	Equity
ZENABIS GLOBAL INC	Sell	ZENA CN	ZENA CN	1,330	3/20/19	3/22/2019	3.3766	4,464.28	Equity
ZENABIS GLOBAL INC	Sell	ZENA CN	ZENA CN	14,255	3/20/19	3/22/2019	3.3766	47,848.33	Equity
ZENABIS GLOBAL INC	Sell	ZENA CN	ZENA CN	2,050	3/20/19	3/22/2019	3.3766	6,881.03	Equity
ZENABIS GLOBAL INC	Sell	ZENA CN	ZENA CN	4,065	3/20/19	3/22/2019	3.3766	13,644.58	Equity
ZENABIS GLOBAL INC	Sell	ZENA CN	ZENA CN	4,905	3/21/19	3/25/2019	3.2701	16,003.05	Equity
ZENABIS GLOBAL INC	Sell	ZENA CN	ZENA CN	7,563	3/21/19	3/25/2019	3.2701	24,675.04	Equity
ZENABIS GLOBAL INC	Sell	ZENA CN	ZENA CN	30,806	3/21/19	3/25/2019	3.263	99,903.86	Equity
ZENABIS GLOBAL INC	Sell	ZENA CN	ZENA CN	14,981	3/21/19	3/25/2019	3.2701	48,877.01	Equity
ZENABIS GLOBAL INC	Sell	ZENA CN	ZENA CN	52,551	3/21/19	3/25/2019	3.2701	171,452.89	Equity
ZENABIS GLOBAL INC	Sell	ZENA CN	ZENA CN	2,878	3/21/19	3/25/2019	3.263	9,333.35	Equity
ZENABIS GLOBAL INC	Sell	ZENA CN	ZENA CN	4,434	3/21/19	3/25/2019	3.263	14,379.46	Equity
ZENABIS GLOBAL INC	Sell	ZENA CN	ZENA CN	8,782	3/21/19	3/25/2019	3.263	28,480.03	Equity
ZENABIS GLOBAL INC	Sell	ZENA CN	ZENA CN	701	3/22/19	3/26/2019	3.1637	2,203.73	Equity
ZENABIS GLOBAL INC	Sell	ZENA CN	ZENA CN	7,487	3/22/19	3/26/2019	3.1637	23,536.88	Equity
ZENABIS GLOBAL INC	Sell	ZENA CN	ZENA CN	2,134	3/22/19	3/26/2019	3.1637	6,708.66	Equity
ZENABIS GLOBAL INC	Sell	ZENA CN	ZENA CN	7,565	3/22/19	3/26/2019	3.1528	23,794.19	Equity
ZENABIS GLOBAL INC	Sell	ZENA CN	ZENA CN	1,078	3/22/19	3/26/2019	3.1637	3,388.91	Equity
ZENABIS GLOBAL INC	Sell	ZENA CN	ZENA CN	52,550	3/22/19	3/26/2019	3.1528	165,285.52	Equity
ZENABIS GLOBAL INC	Sell	ZENA CN	ZENA CN	14,982	3/22/19	3/26/2019	3.1528	47,122.88	Equity
ZENABIS GLOBAL INC	Sell	ZENA CN	ZENA CN	4,903	3/22/19	3/26/2019	3.1528	15,421.41	Equity
ZENABIS GLOBAL INC	Short	ZENA CN	ZENA CN	1,682	3/25/19	3/27/2019	3.0384	5,076.95	Equity
ZENABIS GLOBAL INC	Short	ZENA CN	ZENA CN	48,477	3/25/19	3/27/2019	3.0546	147,714.27	Equity
ZENABIS GLOBAL INC	Short	ZENA CN	ZENA CN	5,130	3/25/19	3/27/2019	3.0384	15,484.39	Equity
ZENABIS GLOBAL INC	Short	ZENA CN	ZENA CN	6,977	3/25/19	3/27/2019	3.0546	21,259.62	Equity
ZENABIS GLOBAL INC	Short	ZENA CN	ZENA CN	13,818	3/25/19	3/27/2019	3.0546	42,104.83	Equity
ZENABIS GLOBAL INC	Short	ZENA CN	ZENA CN	2,590	3/25/19	3/27/2019	3.0384	7,817.66	Equity
ZENABIS GLOBAL INC	Short	ZENA CN	ZENA CN	4,528	3/25/19	3/27/2019	3.0546	13,797.27	Equity
ZENABIS GLOBAL INC	Short	ZENA CN	ZENA CN	17,998	3/25/19	3/27/2019	3.0384	54,325.16	Equity
ZENABIS GLOBAL INC	Cover	ZENA CN	ZENA CN	18	4/1/19	4/3/2019	3.09	-55.69	Equity

Name	Trans.Type	Ticker	Symbol	Quantity	Trade Date	Settle Date	Price	Total Consideration (Settle)	Sec.Type
ZENABIS GLOBAL INC	Short	ZENA CN	ZENA CN	306	4/1/19	4/3/2019	3.08	936.36	Equity
ZENABIS GLOBAL INC	Cover	ZENA CN	ZENA CN	67	4/1/19	4/3/2019	3.09	-207.3	Equity
ZENABIS GLOBAL INC	Short	ZENA CN	ZENA CN	3,286	4/1/19	4/3/2019	3.08	10,055.16	Equity
ZENABIS GLOBAL INC	Short	ZENA CN	ZENA CN	472	4/1/19	4/3/2019	3.08	1,444.32	Equity
ZENABIS GLOBAL INC	Short	ZENA CN	ZENA CN	936	4/1/19	4/3/2019	3.08	2,864.16	Equity
ZENABIS GLOBAL INC	Cover	ZENA CN	ZENA CN	9	4/1/19	4/3/2019	3.09	-27.85	Equity
ZENABIS GLOBAL INC	Cover	ZENA CN	ZENA CN	6	4/1/19	4/3/2019	3.09	-18.56	Equity
ZENABIS 6.00% 17OCT2019 CONVERT \$1.6393	Cpn Inc/Exp	ZENA CN - CV	ZENA CN - CV	98,797.81	4/1/19	4/1/2019	1	98,797.81	Bond Convertible
ZENABIS 6.00% 17OCT2019 CONVERT \$1.6393	Cpn Inc/Exp	ZENA CN - CV	ZENA CN - CV	28,324.10	4/1/19	4/1/2019	1	28,324.10	Bond Convertible
ZENABIS 6.00% 17OCT2019 CONVERT \$1.6393	Cpn Inc/Exp	ZENA CN - CV	ZENA CN - CV	9,216.99	4/1/19	4/1/2019	1	9,216.99	Bond Convertible
ZENABIS 6.00% 17OCT2019 CONVERT \$1.6393	Cpn Inc/Exp	ZENA CN - CV	ZENA CN - CV	14,195.35	4/1/19	4/1/2019	1	14,195.35	Bond Convertible
ZENABIS GLOBAL INC	Short	ZENA CN	ZENA CN	1,253	4/2/19	4/4/2019	3.0951	3,853.10	Equity
ZENABIS GLOBAL INC	Short	ZENA CN	ZENA CN	13,400	4/2/19	4/4/2019	3.0951	41,206.34	Equity
ZENABIS GLOBAL INC	Short	ZENA CN	ZENA CN	1,928	4/2/19	4/4/2019	3.0951	5,928.79	Equity
ZENABIS GLOBAL INC	Short	ZENA CN	ZENA CN	3,819	4/2/19	4/4/2019	3.0951	11,743.81	Equity
ZENABIS GLOBAL INC	Short	ZENA CN	ZENA CN	1,841	4/3/19	4/5/2019	3.0565	5,590.20	Equity
ZENABIS GLOBAL INC	Short	ZENA CN	ZENA CN	2,836	4/3/19	4/5/2019	3.0565	8,611.51	Equity
ZENABIS GLOBAL INC	Short	ZENA CN	ZENA CN	19,706	4/3/19	4/5/2019	3.0565	59,837.27	Equity
ZENABIS GLOBAL INC	Short	ZENA CN	ZENA CN	5,617	4/3/19	4/5/2019	3.0565	17,056.02	Equity
ZENABIS GLOBAL INC	Short	ZENA CN	ZENA CN	3,145	4/4/19	4/8/2019	2.8992	9,055.08	Equity
ZENABIS GLOBAL INC	Cover	ZENA CN	ZENA CN	9,810	4/4/19	4/8/2019	2.7956	-27,444.46	Equity
ZENABIS GLOBAL INC	Cover	ZENA CN	ZENA CN	105,035	4/4/19	4/8/2019	2.7956	-293,845.92	Equity
ZENABIS GLOBAL INC	Short	ZENA CN	ZENA CN	1,588	4/4/19	4/8/2019	2.8992	4,572.17	Equity
ZENABIS GLOBAL INC	Short	ZENA CN	ZENA CN	11,037	4/4/19	4/8/2019	2.8992	31,777.73	Equity
ZENABIS GLOBAL INC	Cover	ZENA CN	ZENA CN	29,939	4/4/19	4/8/2019	2.7956	-83,757.35	Equity
ZENABIS GLOBAL INC	Cover	ZENA CN	ZENA CN	15,116	4/4/19	4/8/2019	2.7956	-42,288.52	Equity
ZENABIS GLOBAL INC	Short	ZENA CN	ZENA CN	1,030	4/4/19	4/8/2019	2.8992	2,965.58	Equity
ZENABIS GLOBAL INC	Short	ZENA CN	ZENA CN	656	4/8/19	4/10/2019	2.8045	1,829.91	Equity
ZENABIS GLOBAL INC	Short	ZENA CN	ZENA CN	2,003	4/8/19	4/10/2019	2.8045	5,587.36	Equity
ZENABIS GLOBAL INC	Reorganization	ZENA CN	ZENA CN	45,676	4/8/19	4/8/2019	2.94	0	Equity
ZENABIS GLOBAL INC	Short	ZENA CN	ZENA CN	1,011	4/8/19	4/10/2019	2.8045	2,820.18	Equity
ZENABIS GLOBAL INC	Short	ZENA CN	ZENA CN	7,030	4/8/19	4/10/2019	2.8045	19,610.19	Equity
ZENABIS GLOBAL INC	SL Fee	ZENA CN	ZENA CN	698.36	4/9/19	4/9/2019	1	-698.36	Equity
ZENABIS GLOBAL INC	SL Fee	ZENA CN	ZENA CN	100.51	4/9/19	4/9/2019	1	-100.51	Equity
ZENABIS GLOBAL INC	SL Fee	ZENA CN	ZENA CN	65.23	4/9/19	4/9/2019	1	-65.23	Equity
ZENABIS GLOBAL INC	SL Fee	ZENA CN	ZENA CN	199.06	4/9/19	4/9/2019	1	-199.06	Equity
ZENABIS GLOBAL INC	Transfer By Lots	ZENA CN	ZENA CN	8,642	4/11/19	4/11/2019	Waiting...	0	Equity
ZENABIS GLOBAL INC	Short	ZENA CN	ZENA CN	150,000	4/12/19	4/16/2019	2.0042	300,330.00	Equity
ZENABIS GLOBAL INC	Short	ZENA CN	ZENA CN	116,400	4/12/19	4/16/2019	2.025697	234,597.13	Equity
ZENABIS GLOBAL INC	Short	ZENA CN	ZENA CN	100,000	4/12/19	4/16/2019	2.0042	200,220.00	Equity
ZENABIS GLOBAL INC. UNIT	Buy	ZENA - U	ZENA - U	440,018	4/15/19	4/17/2019	2.25	-990,040.50	Equity Unit
ZENABIS GLOBAL INC	Short	ZENA CN	ZENA CN	330	4/15/19	4/17/2019	1.9644	647.59	Equity
ZENABIS GLOBAL INC	Short	ZENA CN	ZENA CN	3,630	4/15/19	4/17/2019	1.9644	7,123.27	Equity
ZENABIS GLOBAL INC	Short	ZENA CN	ZENA CN	1,045	4/15/19	4/17/2019	1.9644	2,050.71	Equity
ZENABIS GLOBAL INC. UNIT	Buy	ZENA - U	ZENA - U	126,672	4/15/19	4/17/2019	2.25	-285,012.00	Equity Unit
ZENABIS GLOBAL INC	Short	ZENA CN	ZENA CN	495	4/15/19	4/17/2019	1.9644	964.88	Equity
ZENABIS GLOBAL INC. UNIT	Buy	ZENA - U	ZENA - U	40,000	4/15/19	4/17/2019	2.25	-90,000.00	Equity Unit
ZENABIS GLOBAL INC. UNIT	Buy	ZENA - U	ZENA - U	60,000	4/15/19	4/17/2019	2.25	-135,000.00	Equity Unit
ZENABIS GLOBAL INC	Short	ZENA CN	ZENA CN	1,600	4/16/19	4/18/2019	2.0294	3,127.04	Equity
ZENABIS GLOBAL INC	Transfer By Lots	ZENA CN	ZENA CN	37,034	4/18/19	4/18/2019	Waiting...	0	Equity
ZENABIS GLOBAL INC-CW22	Reorganization	CA98936N1107	CA98936N1107	440,018	4/18/19	4/18/2019	0.08376863	0	Warrant
ZENABIS GLOBAL INC. UNIT	Reorganization	ZENA - U	ZENA - U	60,000	4/18/19	4/18/2019	2.25	0	Equity Unit
ZENABIS GLOBAL INC	Transfer By Lots	ZENA CN	ZENA CN	118,000	4/18/19	4/18/2019	Waiting...	0	Equity
ZENABIS GLOBAL INC	Transfer By Lots	ZENA CN	ZENA CN	150,000	4/18/19	4/18/2019	Waiting...	0	Equity
ZENABIS GLOBAL INC. UNIT	Reorganization	ZENA - U	ZENA - U	126,672	4/18/19	4/18/2019	2.25	0	Equity Unit
ZENABIS GLOBAL INC. UNIT	Reorganization	ZENA - U	ZENA - U	40,000	4/18/19	4/18/2019	2.25	0	Equity Unit
ZENABIS GLOBAL INC-CW22	Sell	CA98936N1107	CA98936N1107	87,685	4/22/19	4/24/2019	0.3	26,279.19	Warrant
ZENABIS GLOBAL INC-CW22	Sell	CA98936N1107	CA98936N1107	304,593	4/22/19	4/24/2019	0.3	91,286.52	Warrant
ZENABIS GLOBAL INC-CW22	Sell	CA98936N1107	CA98936N1107	41,533	4/22/19	4/24/2019	0.3	12,447.44	Warrant
ZENABIS GLOBAL INC-CW22	Sell	CA98936N1107	CA98936N1107	27,689	4/22/19	4/24/2019	0.3	8,298.39	Warrant
ZENABIS GLOBAL INC-CW22	Sell	CA98936N1107	CA98936N1107	12,311	4/25/19	4/29/2019	0.5238	6,436.19	Warrant

Name	Trans.Type	Ticker	Symbol	Quantity	Trade Date	Settle Date	Price	Total Consideration (Settle)	Sec.Type
ZENABIS GLOBAL INC	Sell	ZENA CN	ZENA CN	57,192	4/25/19	4/29/2019	2.0503	117,146.37	Equity
ZENABIS GLOBAL INC-CW22	Sell	CA98936N1107	CA98936N1107	135,425	4/25/19	4/29/2019	0.5238	70,800.19	Warrant
ZENABIS GLOBAL INC-CW22	Sell	CA98936N1107	CA98936N1107	18,467	4/25/19	4/29/2019	0.5238	9,654.55	Warrant
ZENABIS GLOBAL INC	Sell	ZENA CN	ZENA CN	33,099	4/25/19	4/29/2019	2.0503	67,796.68	Equity
ZENABIS GLOBAL INC-CW22	Sell	CA98936N1107	CA98936N1107	38,987	4/25/19	4/29/2019	0.5238	20,382.40	Warrant
ZENABIS GLOBAL INC	Sell	ZENA CN	ZENA CN	38,228	4/25/19	4/29/2019	2.0503	78,302.41	Equity
ZENABIS GLOBAL INC	Sell	ZENA CN	ZENA CN	121,481	4/25/19	4/29/2019	2.0503	248,829.53	Equity
ZENABIS GLOBAL INC	SL Fee	ZENA CN	ZENA CN	444.29	5/1/19	5/1/2019	1	-444.29	Equity
ZENABIS GLOBAL INC	SL Fee	ZENA CN	ZENA CN	802.2	5/1/19	5/1/2019	1	-802.2	Equity
ZENABIS GLOBAL INC	SL Fee	ZENA CN	ZENA CN	1,018.54	5/7/19	5/7/2019	1	-1,018.54	Equity
ZENABIS GLOBAL INC	SL Fee	ZENA CN	ZENA CN	26.92	5/10/19	5/10/2019	1	-26.92	Equity
ZENABIS GLOBAL INC	SL Fee	ZENA CN	ZENA CN	17.67	5/10/19	5/10/2019	1	-17.67	Equity
ZENABIS GLOBAL INC	SL Fee	ZENA CN	ZENA CN	28.28	5/10/19	5/10/2019	1	-28.28	Equity
ZENABIS GLOBAL INC	SL Fee	ZENA CN	ZENA CN	520.02	5/10/19	5/10/2019	1	-520.02	Equity
ZENABIS GLOBAL INC	SL Fee	ZENA CN	ZENA CN	960.84	5/10/19	5/10/2019	1	-960.84	Equity
ZENABIS GLOBAL INC	SL Fee	ZENA CN	ZENA CN	168.78	5/10/19	5/10/2019	1	-168.78	Equity
ZENABIS GLOBAL INC	SL Fee	ZENA CN	ZENA CN	109.65	5/10/19	5/10/2019	1	-109.65	Equity
ZENABIS GLOBAL INC	Short	ZENA CN	ZENA CN	13,148	5/31/19	6/4/2019	1.6912	22,209.60	Equity
ZENABIS GLOBAL INC	Short	ZENA CN	ZENA CN	4,152	5/31/19	6/4/2019	1.6912	7,013.56	Equity
ZENABIS GLOBAL INC	Short	ZENA CN	ZENA CN	45,672	5/31/19	6/4/2019	1.6912	77,149.14	Equity
ZENABIS GLOBAL INC	Short	ZENA CN	ZENA CN	6,228	5/31/19	6/4/2019	1.6912	10,520.34	Equity
ZENABIS GLOBAL INC	SL Fee	ZENA CN	ZENA CN	76.69	6/1/19	6/1/2019	1	-76.69	Equity
ZENABIS GLOBAL INC	Short	ZENA CN	ZENA CN	16,150	6/3/19	6/5/2019	1.6193	26,119.40	Equity
ZENABIS GLOBAL INC	Short	ZENA CN	ZENA CN	5,100	6/3/19	6/5/2019	1.6193	8,248.23	Equity
ZENABIS GLOBAL INC	Short	ZENA CN	ZENA CN	7,650	6/3/19	6/5/2019	1.6193	12,372.35	Equity
ZENABIS GLOBAL INC	Short	ZENA CN	ZENA CN	56,100	6/3/19	6/5/2019	1.6193	90,730.53	Equity
ZENABIS GLOBAL INC	Short	ZENA CN	ZENA CN	64,830	6/4/19	6/6/2019	1.5612	101,082.94	Equity
ZENABIS GLOBAL INC	Short	ZENA CN	ZENA CN	18,663	6/4/19	6/6/2019	1.5612	29,099.35	Equity
ZENABIS GLOBAL INC	Short	ZENA CN	ZENA CN	5,895	6/4/19	6/6/2019	1.5612	9,191.48	Equity
ZENABIS GLOBAL INC	Short	ZENA CN	ZENA CN	8,840	6/4/19	6/6/2019	1.5612	13,783.33	Equity
ZENABIS GLOBAL INC	Short	ZENA CN	ZENA CN	5,225	6/10/19	6/12/2019	1.6004	8,351.64	Equity
ZENABIS GLOBAL INC	Short	ZENA CN	ZENA CN	18,153	6/10/19	6/12/2019	1.6004	29,015.76	Equity
ZENABIS GLOBAL INC	Short	ZENA CN	ZENA CN	1,650	6/10/19	6/12/2019	1.6004	2,637.36	Equity
ZENABIS GLOBAL INC	Short	ZENA CN	ZENA CN	2,475	6/10/19	6/12/2019	1.6004	3,956.04	Equity
ZENABIS GLOBAL INC	Short	ZENA CN	ZENA CN	462	6/11/19	6/13/2019	1.57	724.42	Equity
ZENABIS GLOBAL INC	Short	ZENA CN	ZENA CN	693	6/11/19	6/13/2019	1.57	1,086.62	Equity
ZENABIS GLOBAL INC	Short	ZENA CN	ZENA CN	1,463	6/11/19	6/13/2019	1.57	2,293.98	Equity
ZENABIS GLOBAL INC	Short	ZENA CN	ZENA CN	5,082	6/11/19	6/13/2019	1.57	7,968.58	Equity
ZENABIS GLOBAL INC	SL Fee	ZENA CN	ZENA CN	42.35	6/11/19	6/11/2019	1	-42.35	Equity
ZENABIS GLOBAL INC	SL Fee	ZENA CN	ZENA CN	63.36	6/11/19	6/11/2019	1	-63.36	Equity
ZENABIS GLOBAL INC	SL Fee	ZENA CN	ZENA CN	134.65	6/11/19	6/11/2019	1	-134.65	Equity
ZENABIS GLOBAL INC	SL Fee	ZENA CN	ZENA CN	59.5	6/11/19	6/11/2019	1	-59.5	Equity
ZENABIS GLOBAL INC	Short	ZENA CN	ZENA CN	3,000	6/12/19	6/14/2019	1.5773	4,725.90	Equity
ZENABIS GLOBAL INC	Short	ZENA CN	ZENA CN	9,500	6/12/19	6/14/2019	1.5773	14,965.35	Equity
ZENABIS GLOBAL INC	Short	ZENA CN	ZENA CN	4,500	6/12/19	6/14/2019	1.5773	7,088.85	Equity
ZENABIS GLOBAL INC	Short	ZENA CN	ZENA CN	1,976	6/12/19	6/14/2019	1.53	3,019.33	Equity
ZENABIS GLOBAL INC	Short	ZENA CN	ZENA CN	180	6/12/19	6/14/2019	1.53	275.04	Equity
ZENABIS GLOBAL INC	Short	ZENA CN	ZENA CN	33,000	6/12/19	6/14/2019	1.5773	51,984.90	Equity
ZENABIS GLOBAL INC	Short	ZENA CN	ZENA CN	8,629	6/17/19	6/19/2019	1.5306	13,190.29	Equity
ZENABIS GLOBAL INC	Short	ZENA CN	ZENA CN	60,312	6/17/19	6/19/2019	1.5306	92,192.92	Equity
ZENABIS GLOBAL INC	Short	ZENA CN	ZENA CN	5,601	6/17/19	6/19/2019	1.5306	8,561.69	Equity
ZENABIS GLOBAL INC	Short	ZENA CN	ZENA CN	17,258	6/17/19	6/19/2019	1.5306	26,380.58	Equity
ZENABIS 6.00% 17OCT2019 CONVERT \$1.6393	Cpn Inc/Exp	ZENA CN - CV	ZENA CN - CV	9,343.54	6/28/19	6/28/2019	1	9,343.54	Bond Convertible
ZENABIS 6.00% 17OCT2019 CONVERT \$1.6393	Cpn Inc/Exp	ZENA CN - CV	ZENA CN - CV	14,389.31	6/28/19	6/28/2019	1	14,389.31	Bond Convertible
ZENABIS 6.00% 17OCT2019 CONVERT \$1.6393	Cpn Inc/Exp	ZENA CN - CV	ZENA CN - CV	28,715.34	6/28/19	6/28/2019	1	28,715.34	Bond Convertible
ZENABIS 6.00% 17OCT2019 CONVERT \$1.6393	Cpn Inc/Exp	ZENA CN - CV	ZENA CN - CV	100,161.37	6/28/19	6/28/2019	1	100,161.37	Bond Convertible
ZENABIS GLOBAL INC	SL Fee	ZENA CN	ZENA CN	671.59	7/1/19	7/1/2019	1	-671.59	Equity
ZENABIS GLOBAL INC	SL Fee	ZENA CN	ZENA CN	3,383.18	7/1/19	7/1/2019	1	-3,383.18	Equity
ZENABIS GLOBAL INC	SL Fee	ZENA CN	ZENA CN	386.6	7/3/19	7/3/2019	1	-386.6	Equity
ZENABIS GLOBAL INC	SL Fee	ZENA CN	ZENA CN	1,392.39	7/10/19	7/10/2019	1	-1,392.39	Equity
ZENABIS GLOBAL INC	SL Fee	ZENA CN	ZENA CN	267.16	7/10/19	7/10/2019	1	-267.16	Equity

Name	Trans.Type	Ticker	Symbol	Quantity	Trade Date	Settle Date	Price	Total Consideration (Settle)	Sec.Type
ZENABIS GLOBAL INC	SL Fee	ZENA CN	ZENA CN	1,518.68	7/10/19	7/10/2019	1	-1,518.68	Equity
ZENABIS GLOBAL INC	SL Fee	ZENA CN	ZENA CN	724.59	7/10/19	7/10/2019	1	-724.59	Equity
ZENABIS GLOBAL INC	SL Fee	ZENA CN	ZENA CN	6,752.45	8/1/19	8/1/2019	1	-6,752.45	Equity
ZENABIS GLOBAL INC	SL Fee	ZENA CN	ZENA CN	506.35	8/1/19	8/1/2019	1	-506.35	Equity
ZENABIS GLOBAL INC	Cover	ZENA CN	ZENA CN	50,116	8/2/19	8/7/2019	1.5126899	-75,809.97	Equity
ZENABIS GLOBAL INC	Cover	ZENA CN	ZENA CN	6,773	8/2/19	8/7/2019	1.5126899	-10,245.45	Equity
ZENABIS GLOBAL INC	Cover	ZENA CN	ZENA CN	54,180	8/2/19	8/7/2019	1.5126899	-81,957.54	Equity
ZENABIS GLOBAL INC	Cover	ZENA CN	ZENA CN	24,381	8/2/19	8/7/2019	1.5126899	-36,880.89	Equity
ZENABIS GLOBAL INC	SL Fee	ZENA CN	ZENA CN	1,011.13	8/12/19	8/12/2019	1	-1,011.13	Equity
ZENABIS GLOBAL INC	SL Fee	ZENA CN	ZENA CN	2,107.57	8/12/19	8/12/2019	1	-2,107.57	Equity
ZENABIS GLOBAL INC	SL Fee	ZENA CN	ZENA CN	325.12	8/12/19	8/12/2019	1	-325.12	Equity
ZENABIS GLOBAL INC	SL Fee	ZENA CN	ZENA CN	2,717.99	8/12/19	8/12/2019	1	-2,717.99	Equity
ZENABIS GLOBAL INC	Transfer By Lots	ZENA CN	ZENA CN	75,000	8/16/19	8/16/2019	Waiting...	0	Equity
ZENABIS GLOBAL INC	Short	ZENA CN	ZENA CN	35,815	8/21/19	8/23/2019	1.2751	45,596.08	Equity
ZENABIS GLOBAL INC	Short	ZENA CN	ZENA CN	16,965	8/21/19	8/23/2019	1.2751	21,598.14	Equity
ZENABIS GLOBAL INC	Short	ZENA CN	ZENA CN	11,310	8/21/19	8/23/2019	1.2751	14,398.76	Equity
ZENABIS GLOBAL INC	Short	ZENA CN	ZENA CN	124,410	8/21/19	8/23/2019	1.2751	158,386.37	Equity
ZENABIS 6.00% 17OCT2019 CONVERT \$1.6393	Deliver	ZENA CN - CV	ZENA CN - CV	571,500	8/21/19	8/21/2019	100	0	Bond Convertible
ZENABIS 6.00% 17OCT2019 CONVERT \$1.6393	Deliver	ZENA CN - CV	ZENA CN - CV	4,651,500	8/21/19	8/21/2019	100	0	Bond Convertible
ZENABIS GLOBAL INC	Receive	ZENA CN	ZENA CN	369,579	8/21/19	8/21/2019	1.54635002	0	Equity
ZENABIS 11.00% 30JUN2020 CONVERT \$1.17	Receive	ZENA CN - SSCV	ZENA CN - SSCV	668,500	8/21/19	8/21/2019	100	0	Bond Convertible
ZENABIS 6.00% 17OCT2019 CONVERT \$1.6393	Deliver	ZENA CN - CV	ZENA CN - CV	434,000	8/21/19	8/21/2019	100	0	Bond Convertible
ZENABIS 6.00% 17OCT2019 CONVERT \$1.6393	Deliver	ZENA CN - CV	ZENA CN - CV	286,500	8/21/19	8/21/2019	100	0	Bond Convertible
ZENABIS 11.00% 30JUN2020 CONVERT \$1.17	Receive	ZENA CN - SSCV	ZENA CN - SSCV	4,651,500	8/21/19	8/21/2019	100	0	Bond Convertible
ZENABIS 6.00% 17OCT2019 CONVERT \$1.6393	Deliver	ZENA CN - CV	ZENA CN - CV	1,333,500	8/21/19	8/21/2019	100	0	Bond Convertible
ZENABIS 6.00% 17OCT2019 CONVERT \$1.6393	Deliver	ZENA CN - CV	ZENA CN - CV	186,000	8/21/19	8/21/2019	100	0	Bond Convertible
ZENABIS 11.00% 30JUN2020 CONVERT \$1.17	Receive	ZENA CN - SSCV	ZENA CN - SSCV	434,000	8/21/19	8/21/2019	100	0	Bond Convertible
ZENABIS 6.00% 17OCT2019 CONVERT \$1.6393	Deliver	ZENA CN - CV	ZENA CN - CV	668,500	8/21/19	8/21/2019	100	0	Bond Convertible
ZENABIS GLOBAL INC	Receive	ZENA CN	ZENA CN	1,289,164	8/21/19	8/21/2019	1.54635002	0	Equity
ZENABIS GLOBAL INC	Receive	ZENA CN	ZENA CN	185,275	8/21/19	8/21/2019	1.54635002	0	Equity
ZENABIS 11.00% 30JUN2020 CONVERT \$1.17	Receive	ZENA CN - SSCV	ZENA CN - SSCV	1,333,500	8/21/19	8/21/2019	100	0	Bond Convertible
ZENABIS 6.00% 17OCT2019 CONVERT \$1.6393	Deliver	ZENA CN - CV	ZENA CN - CV	1,993,500	8/21/19	8/21/2019	100	0	Bond Convertible
ZENABIS GLOBAL INC	Receive	ZENA CN	ZENA CN	120,283	8/21/19	8/21/2019	1.54635002	0	Equity
ZENABIS GLOBAL INC	Short	ZENA CN	ZENA CN	12,510	8/22/19	8/26/2019	1.1504	14,366.48	Equity
ZENABIS GLOBAL INC	Short	ZENA CN	ZENA CN	18,765	8/22/19	8/26/2019	1.1504	21,549.73	Equity
ZENABIS GLOBAL INC	Short	ZENA CN	ZENA CN	39,615	8/22/19	8/26/2019	1.1504	45,493.87	Equity
ZENABIS GLOBAL INC	Short	ZENA CN	ZENA CN	137,610	8/22/19	8/26/2019	1.1504	158,031.32	Equity
ZENABIS GLOBAL INC	Short	ZENA CN	ZENA CN	14,784	8/23/19	8/27/2019	1.0226	15,088.55	Equity
ZENABIS GLOBAL INC	Short	ZENA CN	ZENA CN	22,176	8/23/19	8/27/2019	1.0226	22,632.83	Equity
ZENABIS GLOBAL INC	Short	ZENA CN	ZENA CN	162,624	8/23/19	8/27/2019	1.0226	165,974.05	Equity
ZENABIS GLOBAL INC	Short	ZENA CN	ZENA CN	46,816	8/23/19	8/27/2019	1.0226	47,780.41	Equity
ZENABIS GLOBAL INC	Transfer By Lots	ZENA CN	ZENA CN	185,275	8/23/19	8/23/2019	Waiting...	0	Equity
ZENABIS GLOBAL INC	Transfer By Lots	ZENA CN	ZENA CN	369,579	8/23/19	8/23/2019	Waiting...	0	Equity
ZENABIS GLOBAL INC	Transfer By Lots	ZENA CN	ZENA CN	120,283	8/23/19	8/23/2019	Waiting...	0	Equity
ZENABIS GLOBAL INC	Transfer By Lots	ZENA CN	ZENA CN	1,289,164	8/23/19	8/23/2019	Waiting...	0	Equity
ZENABIS GLOBAL INC	Sell	ZENA CN	ZENA CN	51,808	8/26/19	8/28/2019	1.0281	53,160.19	Equity
ZENABIS GLOBAL INC	Sell	ZENA CN	ZENA CN	27,115	8/26/19	8/28/2019	1.0281	27,822.70	Equity
ZENABIS GLOBAL INC	Sell	ZENA CN	ZENA CN	14,926	8/26/19	8/28/2019	1.0281	15,315.57	Equity
ZENABIS GLOBAL INC	Sell	ZENA CN	ZENA CN	156,151	8/26/19	8/28/2019	1.0281	160,226.54	Equity
ZENABIS GLOBAL INC	Misc Fee	ZENA CN	ZENA CN	372.9	8/26/19	8/26/2019	1	-372.9	Equity
ZENABIS GLOBAL INC	Transfer By Lots	ZENA CN	ZENA CN	116,813	8/26/19	8/26/2019	Waiting...	0	Equity
ZENABIS GLOBAL INC	Misc Fee	ZENA CN	ZENA CN	372.9	8/26/19	8/26/2019	1	-372.9	Equity
ZENABIS GLOBAL INC	Transfer By Lots	ZENA CN	ZENA CN	13,788	8/26/19	8/26/2019	Waiting...	0	Equity
ZENABIS GLOBAL INC	Misc Fee	ZENA CN	ZENA CN	372.9	8/26/19	8/26/2019	1	-372.9	Equity
ZENABIS GLOBAL INC	Transfer By Lots	ZENA CN	ZENA CN	75,000	8/26/19	8/26/2019	Waiting...	0	Equity
ZENABIS GLOBAL INC	Misc Fee	ZENA CN	ZENA CN	372.9	8/26/19	8/26/2019	1	-372.9	Equity
ZENABIS GLOBAL INC	Sell	ZENA CN	ZENA CN	156,150	8/27/19	8/29/2019	1.0643	165,878.15	Equity
ZENABIS GLOBAL INC	Sell	ZENA CN	ZENA CN	27,116	8/27/19	8/29/2019	1.0643	28,805.33	Equity
ZENABIS GLOBAL INC	Sell	ZENA CN	ZENA CN	14,926	8/27/19	8/29/2019	1.0643	15,855.89	Equity
ZENABIS GLOBAL INC	Sell	ZENA CN	ZENA CN	156,150	8/27/19	8/29/2019	1.0352	161,334.18	Equity
ZENABIS GLOBAL INC	Sell	ZENA CN	ZENA CN	27,116	8/27/19	8/29/2019	1.0352	28,016.25	Equity

Name	Trans.Type	Ticker	Symbol	Quantity	Trade Date	Settle Date	Price	Total Consideration (Settle)	Sec.Type
ZENABIS GLOBAL INC	Sell	ZENA CN	ZENA CN	51,808	8/27/19	8/29/2019	1.0643	55,035.64	Equity
ZENABIS GLOBAL INC	Sell	ZENA CN	ZENA CN	51,808	8/27/19	8/29/2019	1.0352	53,528.03	Equity
ZENABIS GLOBAL INC	Sell	ZENA CN	ZENA CN	14,926	8/27/19	8/29/2019	1.0352	15,421.54	Equity
ZENABIS GLOBAL INC	Sell	ZENA CN	ZENA CN	15,206	8/28/19	8/30/2019	1.14	17,304.43	Equity
ZENABIS GLOBAL INC	Sell	ZENA CN	ZENA CN	29,054	8/28/19	8/30/2019	1.14	33,063.45	Equity
ZENABIS GLOBAL INC	Sell	ZENA CN	ZENA CN	8,370	8/28/19	8/30/2019	1.14	9,525.06	Equity
ZENABIS GLOBAL INC	Sell	ZENA CN	ZENA CN	87,570	8/28/19	8/30/2019	1.14	99,654.66	Equity
ZENABIS GLOBAL INC	SL Fee	ZENA CN	ZENA CN	374.08	9/1/19	9/1/2019	1	-374.08	Equity
ZENABIS GLOBAL INC	SL Fee	ZENA CN	ZENA CN	4,870.21	9/1/19	9/1/2019	1	-4,870.21	Equity
ZENABIS GLOBAL INC	SL Fee	ZENA CN	ZENA CN	12.75	9/1/19	9/1/2019	1	-12.75	Equity
ZENABIS GLOBAL INC	Sell	ZENA CN	ZENA CN	22,921	9/3/19	9/5/2019	1.0106	23,118.12	Equity
ZENABIS GLOBAL INC	Sell	ZENA CN	ZENA CN	6,604	9/3/19	9/5/2019	1.0106	6,660.79	Equity
ZENABIS GLOBAL INC	Sell	ZENA CN	ZENA CN	69,079	9/3/19	9/5/2019	1.0106	69,673.08	Equity
ZENABIS GLOBAL INC	Sell	ZENA CN	ZENA CN	11,996	9/3/19	9/5/2019	1.0106	12,099.17	Equity
ZENABIS GLOBAL INC	Sell	ZENA CN	ZENA CN	5,337	9/5/19	9/9/2019	1.0156	5,409.58	Equity
ZENABIS GLOBAL INC	Sell	ZENA CN	ZENA CN	1,770	9/5/19	9/9/2019	1.0156	1,790.11	Equity
ZENABIS GLOBAL INC	Sell	ZENA CN	ZENA CN	927	9/5/19	9/9/2019	1.0156	933.96	Equity
ZENABIS GLOBAL INC	Sell	ZENA CN	ZENA CN	510	9/5/19	9/9/2019	1.0156	510.46	Equity
ZENABIS GLOBAL INC	Sell	ZENA CN	ZENA CN	134	9/6/19	9/10/2019	1.0549	141.09	Equity
ZENABIS GLOBAL INC	Sell	ZENA CN	ZENA CN	464	9/6/19	9/10/2019	1.0549	488.55	Equity
ZENABIS GLOBAL INC	Sell	ZENA CN	ZENA CN	243	9/6/19	9/10/2019	1.0549	255.85	Equity
ZENABIS GLOBAL INC	Sell	ZENA CN	ZENA CN	1,393	9/6/19	9/10/2019	1.0549	1,466.69	Equity
ZENABIS GLOBAL INC	SL Fee	ZENA CN	ZENA CN	714.58	9/9/19	9/9/2019	1	-714.58	Equity
ZENABIS GLOBAL INC	SL Fee	ZENA CN	ZENA CN	135.79	9/11/19	9/11/2019	1	-135.79	Equity
ZENABIS GLOBAL INC	SL Fee	ZENA CN	ZENA CN	69.74	9/11/19	9/11/2019	1	-69.74	Equity
ZENABIS GLOBAL INC	SL Fee	ZENA CN	ZENA CN	186.68	9/11/19	9/11/2019	1	-186.68	Equity
ZENABIS GLOBAL INC	SL Fee	ZENA CN	ZENA CN	782.74	9/11/19	9/11/2019	1	-782.74	Equity
ZENABIS GLOBAL INC	SL Fee	ZENA CN	ZENA CN	32.91	9/11/19	9/11/2019	1	-32.91	Equity
ZENABIS GLOBAL INC	SL Fee	ZENA CN	ZENA CN	937.44	9/11/19	9/11/2019	1	-937.44	Equity
ZENABIS GLOBAL INC	SL Fee	ZENA CN	ZENA CN	19.3	9/11/19	9/11/2019	1	-19.3	Equity
ZENABIS GLOBAL INC	SL Fee	ZENA CN	ZENA CN	371.68	9/11/19	9/11/2019	1	-371.68	Equity
ZENABIS GLOBAL INC	Short	ZENA CN	ZENA CN	130,221	9/25/19	9/26/2019	1.0429	135,547.04	Equity
ZENABIS GLOBAL INC	Short	ZENA CN	ZENA CN	12,879	9/25/19	9/26/2019	1.0429	13,405.75	Equity
ZENABIS GLOBAL INC	Short	ZENA CN	ZENA CN	14,600	9/27/19	10/1/2019	1.0988	15,984.08	Equity
ZENABIS GLOBAL INC	Short	ZENA CN	ZENA CN	22,200	9/27/19	10/1/2019	1.0988	24,304.56	Equity
ZENABIS GLOBAL INC	Short	ZENA CN	ZENA CN	135,000	9/27/19	10/1/2019	1.0988	147,798.00	Equity
ZENABIS GLOBAL INC	Short	ZENA CN	ZENA CN	20,100	9/27/19	10/1/2019	1.0988	22,005.48	Equity
ZENABIS GLOBAL INC	Short	ZENA CN	ZENA CN	22,200	9/30/19	10/2/2019	0.9805	21,744.90	Equity
ZENABIS GLOBAL INC	Short	ZENA CN	ZENA CN	20,000	9/30/19	10/2/2019	0.9805	19,590.00	Equity
ZENABIS GLOBAL INC	Short	ZENA CN	ZENA CN	109,800	9/30/19	10/2/2019	0.9805	107,549.10	Equity
ZENABIS GLOBAL INC	Short	ZENA CN	ZENA CN	10,000	9/30/19	10/2/2019	0.9805	9,795.00	Equity
ZENABIS GLOBAL INC	Short	ZENA CN	ZENA CN	38,000	9/30/19	10/2/2019	0.9805	37,221.00	Equity
ZENABIS 11.00% 30JUN2020 CONVERT \$1.17	Cpn Inc/Exp	ZENA CN - SSCV	ZENA CN - SSCV	32,358.89	9/30/19	9/30/2019	1	32,358.89	Bond Convertible
ZENABIS 11.00% 30JUN2020 CONVERT \$1.17	Cpn Inc/Exp	ZENA CN - SSCV	ZENA CN - SSCV	112,873.97	9/30/19	9/30/2019	1	112,873.97	Bond Convertible
ZENABIS 11.00% 30JUN2020 CONVERT \$1.17	Cpn Inc/Exp	ZENA CN - SSCV	ZENA CN - SSCV	16,221.92	9/30/19	9/30/2019	1	16,221.92	Bond Convertible
ZENABIS 11.00% 30JUN2020 CONVERT \$1.17	Cpn Inc/Exp	ZENA CN - SSCV	ZENA CN - SSCV	10,531.49	9/30/19	9/30/2019	1	10,531.49	Bond Convertible
ZENABIS GLOBAL INC	Cover	ZENA CN	ZENA CN	231	10/1/19	10/3/2019	0.9318	-222.75	Equity
ZENABIS GLOBAL INC	Cover	ZENA CN	ZENA CN	16,197	10/1/19	10/3/2019	0.9318	-15,108.56	Equity
ZENABIS GLOBAL INC	Cover	ZENA CN	ZENA CN	32,395	10/1/19	10/3/2019	0.9318	-30,218.06	Equity
ZENABIS GLOBAL INC	Cover	ZENA CN	ZENA CN	1,877	10/1/19	10/3/2019	0.9318	-1,756.49	Equity
ZENABIS GLOBAL INC	Cover	ZENA CN	ZENA CN	10,000	10/1/19	10/3/2019	0.9318	-9,328.00	Equity
ZENABIS GLOBAL INC	Cover	ZENA CN	ZENA CN	109,800	10/1/19	10/3/2019	0.9318	-102,421.44	Equity
ZENABIS GLOBAL INC	SL Fee	ZENA CN	ZENA CN	290.11	10/1/19	10/1/2019	1	-290.11	Equity
ZENABIS GLOBAL INC	SL Fee	ZENA CN	ZENA CN	222.32	10/1/19	10/1/2019	1	-222.32	Equity
ZENABIS GLOBAL INC	SL Fee	ZENA CN	ZENA CN	29.63	10/1/19	10/1/2019	1	-29.63	Equity
ZENABIS GLOBAL INC	SL Fee	ZENA CN	ZENA CN	266.3	10/8/19	10/8/2019	1	-266.3	Equity
ZENABIS GLOBAL INC	SL Fee	ZENA CN	ZENA CN	74.19	10/8/19	10/8/2019	1	-74.19	Equity
ZENABIS GLOBAL INC	Receive	ZENA CN	ZENA CN	10,000	10/25/19	10/25/2019	0	0	Equity
ZENABIS GLOBAL INC	Deliver	ZENA CN	ZENA CN	65,000	10/25/19	10/25/2020	0	0	Equity
ZENABIS GLOBAL INC	Receive	ZENA CN	ZENA CN	65,000	10/25/19	10/25/2019	0	0	Equity
ZENABIS GLOBAL INC	Receive	ZENA CN	ZENA CN	10,000	10/25/19	10/25/2019	0	0	Equity

Name	Trans.Type	Ticker	Symbol	Quantity	Trade Date	Settle Date	Price	Total Consideration (Settle)	Sec.Type
ZENABIS GLOBAL INC	Deliver	ZENA CN	ZENA CN	6,000	10/25/19	10/25/2020	0		0 Equity
ZENABIS GLOBAL INC	Receive	ZENA CN	ZENA CN	19,000	10/25/19	10/25/2019	0		0 Equity
ZENABIS GLOBAL INC	Deliver	ZENA CN	ZENA CN	6,000	10/25/19	10/25/2020	0		0 Equity
ZENABIS GLOBAL INC	Receive	ZENA CN	ZENA CN	6,000	10/25/19	10/25/2019	0		0 Equity
ZENABIS GLOBAL INC	Receive	ZENA CN	ZENA CN	6,000	10/25/19	10/25/2019	0		0 Equity
ZENABIS GLOBAL INC	Deliver	ZENA CN	ZENA CN	19,000	10/25/19	10/25/2020	0		0 Equity
ZENABIS GLOBAL INC	Receive	ZENA CN	ZENA CN	19,000	10/25/19	10/25/2019	0		0 Equity
ZENABIS GLOBAL INC	Deliver	ZENA CN	ZENA CN	19,000	10/25/19	10/25/2020	0		0 Equity
ZENABIS GLOBAL INC	Receive	ZENA CN	ZENA CN	65,000	10/25/19	10/25/2019	0		0 Equity
ZENABIS GLOBAL INC	Deliver	ZENA CN	ZENA CN	10,000	10/25/19	10/25/2020	0		0 Equity
ZENABIS GLOBAL INC	Deliver	ZENA CN	ZENA CN	65,000	10/25/19	10/25/2020	0		0 Equity
ZENABIS GLOBAL INC	Deliver	ZENA CN	ZENA CN	10,000	10/25/19	10/25/2020	0		0 Equity
ZENABIS GLOBAL INC	Short	ZENA CN	ZENA CN	300,000	10/29/19	10/31/2019	0.6335	189,600.00	Equity
ZENABIS GLOBAL INC	Short	ZENA CN	ZENA CN	1,045,665	10/31/19	11/1/2019	0.2784	289,544.64	Equity
ZENABIS GLOBAL INC	Short	ZENA CN	ZENA CN	330,210	10/31/19	11/1/2019	0.2784	91,435.15	Equity
ZENABIS GLOBAL INC	Short	ZENA CN	ZENA CN	3,577,275	10/31/19	11/1/2019	0.2784	990,547.45	Equity
ZENABIS GLOBAL INC	Short	ZENA CN	ZENA CN	550,350	10/31/19	11/1/2019	0.2784	152,391.92	Equity
ZENABIS GLOBAL INC-RTS	Receive	ZENA-R CN	ZENA-R CN	32,395	10/31/19	10/31/2019	0		0 Equity Right
ZENABIS GLOBAL INC-RTS	Deliver	ZENA-R CN	ZENA-R CN	6,003	10/31/19	10/31/2019	0		0 Equity Right
ZENABIS GLOBAL INC-RTS	Deliver	ZENA-R CN	ZENA-R CN	170,644	10/31/19	10/31/2019	0		0 Equity Right
ZENABIS GLOBAL INC-RTS	Deliver	ZENA-R CN	ZENA-R CN	12,000	10/31/19	10/31/2019	0		0 Equity Right
ZENABIS GLOBAL INC-RTS	Deliver	ZENA-R CN	ZENA-R CN	27,248	10/31/19	10/31/2019	0		0 Equity Right
ZENABIS GLOBAL INC-RTS	Deliver	ZENA-R CN	ZENA-R CN	20,000	10/31/19	10/31/2019	0		0 Equity Right
ZENABIS GLOBAL INC-RTS	Deliver	ZENA-R CN	ZENA-R CN	38,000	10/31/19	10/31/2019	0		0 Equity Right
ZENABIS GLOBAL INC-RTS	Deliver	ZENA-R CN	ZENA-R CN	130,000	10/31/19	10/31/2019	0		0 Equity Right
ZENABIS GLOBAL INC-RTS	Deliver	ZENA-R CN	ZENA-R CN	813,010	10/31/19	10/31/2019	0		0 Equity Right
ZENABIS GLOBAL INC-RTS	Deliver	ZENA-R CN	ZENA-R CN	300,000	10/31/19	10/31/2019	0		0 Equity Right
ZENABIS GLOBAL INC-RTS	Deliver	ZENA-R CN	ZENA-R CN	135,000	10/31/19	10/31/2019	0		0 Equity Right
ZENABIS GLOBAL INC	Deliver	ZENA CN	ZENA CN	489,999	11/1/19	11/1/2019	0		0 Equity
ZENABIS GLOBAL INC	Deliver	ZENA CN	ZENA CN	5,308,333	11/1/19	11/1/2019	0		0 Equity
ZENABIS GLOBAL INC	Receive	ZENA CN	ZENA CN	490,000	11/1/19	11/1/2019	0		0 Equity
ZENABIS GLOBAL INC	Receive	ZENA CN	ZENA CN	489,999	11/1/19	11/1/2019	0		0 Equity
ZENABIS GLOBAL INC	Receive	ZENA CN	ZENA CN	5,308,333	11/1/19	11/1/2019	0		0 Equity
ZENABIS GLOBAL INC	Receive	ZENA CN	ZENA CN	816,667	11/1/19	11/1/2019	0		0 Equity
ZENABIS GLOBAL INC	Deliver	ZENA CN	ZENA CN	490,000	11/1/19	11/1/2019	0		0 Equity
ZENABIS GLOBAL INC	Deliver	ZENA CN	ZENA CN	816,667	11/1/19	11/1/2019	0		0 Equity
ZENABIS GLOBAL INC	Receive	ZENA CN	ZENA CN	1,551,667	11/1/19	11/1/2019	0		0 Equity
ZENABIS GLOBAL INC	Receive	ZENA CN	ZENA CN	5,308,333	11/1/19	11/1/2019	0		0 Equity
ZENABIS GLOBAL INC	Deliver	ZENA CN	ZENA CN	5,308,333	11/1/19	11/1/2019	0		0 Equity
ZENABIS GLOBAL INC	Deliver	ZENA CN	ZENA CN	816,667	11/1/19	11/1/2019	0		0 Equity
ZENABIS GLOBAL INC	Receive	ZENA CN	ZENA CN	816,667	11/1/19	11/1/2019	0		0 Equity
ZENABIS GLOBAL INC	Deliver	ZENA CN	ZENA CN	1,551,667	11/1/19	11/1/2019	0		0 Equity
ZENABIS GLOBAL INC	Receive	ZENA CN	ZENA CN	1,551,667	11/1/19	11/1/2019	0		0 Equity
ZENABIS GLOBAL INC	Deliver	ZENA CN	ZENA CN	1,551,667	11/1/19	11/1/2019	0		0 Equity
ZENABIS GLOBAL INC	Transfer By Lots	ZENA CN	ZENA CN	27,248	11/1/19	11/1/2019	Waiting...		0 Equity
ZENABIS GLOBAL INC	Transfer By Lots	ZENA CN	ZENA CN	170,644	11/1/19	11/1/2019	Waiting...		0 Equity
ZENABIS GLOBAL INC	Transfer By Lots	ZENA CN	ZENA CN	135,000	11/1/19	11/1/2019	Waiting...		0 Equity
ZENABIS GLOBAL INC	SL Fee	ZENA CN	ZENA CN	1,829.90	11/1/19	11/1/2019	1	-1,829.90	Equity
ZENABIS GLOBAL INC	SL Fee	ZENA CN	ZENA CN	252.6	11/1/19	11/1/2019	1	-252.6	Equity
ZENABIS GLOBAL INC	Sell	ZENA CN	ZENA CN	334,490	11/5/19	11/7/2019	0.2148	71,346.72	Equity
ZENABIS GLOBAL INC	Sell	ZENA CN	ZENA CN	32,370	11/5/19	11/7/2019	0.2148	6,904.52	Equity
ZENABIS GLOBAL INC	Sell	ZENA CN	ZENA CN	59,345	11/5/19	11/7/2019	0.2148	12,658.29	Equity
ZENABIS GLOBAL INC	Sell	ZENA CN	ZENA CN	113,295	11/5/19	11/7/2019	0.2148	24,165.82	Equity
ZENABIS GLOBAL INC	Sell	ZENA CN	ZENA CN	30,525	11/6/19	11/8/2019	0.1939	5,873.01	Equity
ZENABIS GLOBAL INC	Sell	ZENA CN	ZENA CN	58,275	11/6/19	11/8/2019	0.1939	11,212.11	Equity
ZENABIS GLOBAL INC	Sell	ZENA CN	ZENA CN	16,650	11/6/19	11/8/2019	0.1939	3,203.46	Equity
ZENABIS GLOBAL INC	Sell	ZENA CN	ZENA CN	172,050	11/6/19	11/8/2019	0.1939	33,102.42	Equity
ZENABIS GLOBAL INC	Sell	ZENA CN	ZENA CN	31,762	11/7/19	11/12/2019	0.1899	5,983.96	Equity
ZENABIS GLOBAL INC	Sell	ZENA CN	ZENA CN	93,776	11/7/19	11/12/2019	0.1899	17,667.40	Equity
ZENABIS GLOBAL INC-RTS	Cover	ZENA-R CN	ZENA-R CN	780,615	11/7/19	11/12/2019	0.03	-23,808.76	Equity Right
ZENABIS GLOBAL INC	Sell	ZENA CN	ZENA CN	9,075	11/7/19	11/12/2019	0.1899	1,709.73	Equity

Name	Trans.Type	Ticker	Symbol	Quantity	Trade Date	Settle Date	Price	Total Consideration (Settle)	Sec.Type
ZENABIS GLOBAL INC	Sell	ZENA CN	ZENA CN	16,637	11/7/19	11/12/2019	0.1899	3,134.41	Equity
ZENABIS GLOBAL INC	SL Fee	ZENA CN	ZENA CN	2,128.22	11/7/19	11/7/2019	1	-2,128.22	Equity
ZENABIS GLOBAL INC	Sell	ZENA CN	ZENA CN	45,210	11/8/19	11/13/2019	0.1976	8,865.68	Equity
ZENABIS GLOBAL INC	Sell	ZENA CN	ZENA CN	254,820	11/8/19	11/13/2019	0.1976	49,970.20	Equity
ZENABIS GLOBAL INC	Sell	ZENA CN	ZENA CN	24,660	11/8/19	11/13/2019	0.1976	4,835.83	Equity
ZENABIS GLOBAL INC	Sell	ZENA CN	ZENA CN	86,310	11/8/19	11/13/2019	0.1976	16,925.39	Equity
ZENABIS GLOBAL INC	Sell	ZENA CN	ZENA CN	49,455	11/11/19	11/13/2019	0.1877	9,208.52	Equity
ZENABIS GLOBAL INC	Sell	ZENA CN	ZENA CN	14,130	11/11/19	11/13/2019	0.1877	2,631.01	Equity
ZENABIS GLOBAL INC	Sell	ZENA CN	ZENA CN	146,010	11/11/19	11/13/2019	0.1877	27,187.06	Equity
ZENABIS GLOBAL INC	Sell	ZENA CN	ZENA CN	25,905	11/11/19	11/13/2019	0.1877	4,823.51	Equity
ZENABIS GLOBAL INC	Sell	ZENA CN	ZENA CN	82,060	11/12/19	11/14/2019	0.1747	14,212.79	Equity
ZENABIS GLOBAL INC	Sell	ZENA CN	ZENA CN	156,660	11/12/19	11/14/2019	0.1747	27,133.51	Equity
ZENABIS GLOBAL INC	Sell	ZENA CN	ZENA CN	462,520	11/12/19	11/14/2019	0.1747	80,108.46	Equity
ZENABIS GLOBAL INC	Sell	ZENA CN	ZENA CN	44,760	11/12/19	11/14/2019	0.1747	7,752.43	Equity
ZENABIS GLOBAL INC	SL Fee	ZENA CN	ZENA CN	87.77	11/12/19	11/12/2019	1	-87.77	Equity
ZENABIS GLOBAL INC	SL Fee	ZENA CN	ZENA CN	60.16	11/12/19	11/12/2019	1	-60.16	Equity
ZENABIS GLOBAL INC	SL Fee	ZENA CN	ZENA CN	5.48	11/12/19	11/12/2019	1	-5.48	Equity
ZENABIS GLOBAL INC	SL Fee	ZENA CN	ZENA CN	8.29	11/12/19	11/12/2019	1	-8.29	Equity
ZENABIS GLOBAL INC	SL Fee	ZENA CN	ZENA CN	406.07	11/12/19	11/12/2019	1	-406.07	Equity
ZENABIS GLOBAL INC	SL Fee	ZENA CN	ZENA CN	147.95	11/12/19	11/12/2019	1	-147.95	Equity
ZENABIS GLOBAL INC	Sell	ZENA CN	ZENA CN	18,225	11/13/19	11/15/2019	0.1745	3,152.93	Equity
ZENABIS GLOBAL INC	Sell	ZENA CN	ZENA CN	63,787	11/13/19	11/15/2019	0.1745	11,035.15	Equity
ZENABIS GLOBAL INC	Sell	ZENA CN	ZENA CN	188,326	11/13/19	11/15/2019	0.1745	32,580.40	Equity
ZENABIS GLOBAL INC	Sell	ZENA CN	ZENA CN	33,412	11/13/19	11/15/2019	0.1745	5,780.28	Equity
ZENABIS GLOBAL INC	Sell	ZENA CN	ZENA CN	371,175	11/14/19	11/18/2019	0.1716	63,136.87	Equity
ZENABIS GLOBAL INC	Sell	ZENA CN	ZENA CN	125,719	11/14/19	11/18/2019	0.1716	21,384.80	Equity
ZENABIS GLOBAL INC	Sell	ZENA CN	ZENA CN	35,919	11/14/19	11/18/2019	0.1716	6,109.82	Equity
ZENABIS GLOBAL INC	Sell	ZENA CN	ZENA CN	65,853	11/14/19	11/18/2019	0.1716	11,201.60	Equity
ZENABIS GLOBAL INC-RTS	Cover	ZENA-R CN	ZENA-R CN	244,270	11/14/19	11/18/2019	0.02	-4,890.29	Equity Right
ZENABIS GLOBAL INC-RTS	Cover	ZENA-R CN	ZENA-R CN	131,530	11/14/19	11/18/2019	0.02	-2,633.23	Equity Right
ZENABIS GLOBAL INC-RTS	Cover	ZENA-R CN	ZENA-R CN	1,503,200	11/14/19	11/18/2019	0.02	-30,094.06	Equity Right
ZENABIS GLOBAL INC	Sell	ZENA CN	ZENA CN	45,842	11/15/19	11/19/2019	0.195	8,870.43	Equity
ZENABIS GLOBAL INC-RTS	Cover	ZENA-R CN	ZENA-R CN	126,750	11/15/19	11/19/2019	0.02	-2,725.13	Equity Right
ZENABIS GLOBAL INC-RTS	Cover	ZENA-R CN	ZENA-R CN	780,000	11/15/19	11/19/2019	0.02	-16,770.00	Equity Right
ZENABIS GLOBAL INC	Sell	ZENA CN	ZENA CN	87,517	11/15/19	11/19/2019	0.195	16,934.54	Equity
ZENABIS GLOBAL INC-RTS	Cover	ZENA-R CN	ZENA-R CN	68,250	11/15/19	11/19/2019	0.02	-1,467.38	Equity Right
ZENABIS GLOBAL INC	Sell	ZENA CN	ZENA CN	258,386	11/15/19	11/19/2019	0.195	49,997.69	Equity
ZENABIS GLOBAL INC	Sell	ZENA CN	ZENA CN	25,005	11/15/19	11/19/2019	0.195	4,838.47	Equity
ZENABIS GLOBAL INC-RTS	Short	ZENA-R CN	ZENA-R CN	27,775	11/18/19	11/20/2019	0	0	Equity Right
ZENABIS GLOBAL INC-RTS	Short	ZENA-R CN	ZENA-R CN	4,520	11/18/19	11/20/2019	0	0	Equity Right
ZENABIS GLOBAL INC-RTS	Sell	ZENA-R CN	ZENA-R CN	2,781,350	11/18/19	11/20/2019	0	0	Equity Right
ZENABIS GLOBAL INC-RTS	Sell	ZENA-R CN	ZENA-R CN	427,900	11/18/19	11/20/2019	0	0	Equity Right
ZENABIS GLOBAL INC-RTS	Sell	ZENA-R CN	ZENA-R CN	256,740	11/18/19	11/20/2019	0	0	Equity Right
ZENABIS GLOBAL INC-RTS	Transfer By Lots	ZENA-R CN	ZENA-R CN	135,000	11/19/19	11/19/2019	Waiting...	0	Equity Right
ZENABIS GLOBAL INC	Sell	ZENA CN	ZENA CN	138,726	11/20/19	11/22/2019	0.1852	25,483.96	Equity
ZENABIS GLOBAL INC	Sell	ZENA CN	ZENA CN	46,987	11/20/19	11/22/2019	0.1852	8,631.51	Equity
ZENABIS GLOBAL INC	Sell	ZENA CN	ZENA CN	13,425	11/20/19	11/22/2019	0.1852	2,466.17	Equity
ZENABIS GLOBAL INC	Sell	ZENA CN	ZENA CN	24,612	11/20/19	11/22/2019	0.1852	4,521.22	Equity
ZENABIS GLOBAL INC-RTS	Int Inc/Exp	ZENA-R CN	ZENA-R CN	647.9	11/20/19	11/20/2019	1	647.9	Equity Right
ZENABIS GLOBAL INC-RTS	Int Inc/Exp	ZENA-R CN	ZENA-R CN	2,600	11/20/19	11/20/2019	1	2,600.00	Equity Right
ZENABIS GLOBAL INC-RTS	Int Inc/Exp	ZENA-R CN	ZENA-R CN	240	11/20/19	11/20/2019	1	240	Equity Right
ZENABIS GLOBAL INC-RTS	Cover	ZENA-R CN	ZENA-R CN	149,492	11/21/19	11/25/2019	0.025	-3,737.30	Equity Right
ZENABIS GLOBAL INC-RTS	Cover	ZENA-R CN	ZENA-R CN	325,679	11/21/19	11/25/2019	0.025	-8,141.98	Equity Right
ZENABIS GLOBAL INC	Sell	ZENA CN	ZENA CN	60,000	11/21/19	11/25/2019	0.19	11,310.00	Equity
ZENABIS GLOBAL INC-RTS	Cover	ZENA-R CN	ZENA-R CN	26,695	11/21/19	11/25/2019	0.025	-667.38	Equity Right
ZENABIS GLOBAL INC-RTS	Cover	ZENA-R CN	ZENA-R CN	32,034	11/21/19	11/25/2019	0.025	-800.85	Equity Right
ZENABIS GLOBAL INC	Sell	ZENA CN	ZENA CN	110,000	11/21/19	11/25/2019	0.19	20,735.00	Equity
ZENABIS GLOBAL INC	Sell	ZENA CN	ZENA CN	620,000	11/21/19	11/25/2019	0.19	116,870.00	Equity
ZENABIS GLOBAL INC	Sell	ZENA CN	ZENA CN	210,000	11/21/19	11/25/2019	0.19	39,585.00	Equity
ZENABIS GLOBAL INC	Sell	ZENA CN	ZENA CN	930,000	11/22/19	11/26/2019	0.1965	181,350.00	Equity
ZENABIS GLOBAL INC	Sell	ZENA CN	ZENA CN	90,000	11/22/19	11/26/2019	0.1965	17,550.00	Equity

Name	Trans.Type	Ticker	Symbol	Quantity	Trade Date	Settle Date	Price	Total Consideration (Settle)	Sec.Type
ZENABIS GLOBAL INC	Sell	ZENA CN	ZENA CN	165,000	11/22/19	11/26/2019	0.1965	32,175.00	Equity
ZENABIS GLOBAL INC	Sell	ZENA CN	ZENA CN	315,000	11/22/19	11/26/2019	0.1965	61,425.00	Equity
ZENABIS GLOBAL INC	Sell	ZENA CN	ZENA CN	29,012	11/25/19	11/27/2019	0.1803	5,187.35	Equity
ZENABIS GLOBAL INC	Sell	ZENA CN	ZENA CN	15,825	11/25/19	11/27/2019	0.1803	2,829.51	Equity
ZENABIS GLOBAL INC	Sell	ZENA CN	ZENA CN	163,526	11/25/19	11/27/2019	0.1803	29,238.45	Equity
ZENABIS GLOBAL INC	Sell	ZENA CN	ZENA CN	55,387	11/25/19	11/27/2019	0.1803	9,903.19	Equity
ZENABIS GLOBAL INC-RTS	Cover	ZENA-R CN	ZENA-R CN	4,000	11/26/19	11/27/2019	0.015	-67.5	Equity Right
ZENABIS GLOBAL INC	Sell	ZENA CN	ZENA CN	25,190	11/26/19	11/28/2019	0.18	4,496.42	Equity
ZENABIS GLOBAL INC	Sell	ZENA CN	ZENA CN	13,740	11/26/19	11/28/2019	0.18	2,452.59	Equity
ZENABIS GLOBAL INC	Sell	ZENA CN	ZENA CN	141,980	11/26/19	11/28/2019	0.18	25,343.43	Equity
ZENABIS GLOBAL INC	Sell	ZENA CN	ZENA CN	48,090	11/26/19	11/28/2019	0.18	8,584.07	Equity
ZENABIS GLOBAL INC	Sell	ZENA CN	ZENA CN	105,000	11/27/19	11/29/2019	0.1877	19,551.00	Equity
ZENABIS GLOBAL INC	Sell	ZENA CN	ZENA CN	30,000	11/27/19	11/29/2019	0.1877	5,586.00	Equity
ZENABIS GLOBAL INC	Sell	ZENA CN	ZENA CN	55,000	11/27/19	11/29/2019	0.1877	10,241.00	Equity
ZENABIS GLOBAL INC	Sell	ZENA CN	ZENA CN	310,000	11/27/19	11/29/2019	0.1877	57,722.00	Equity
ZENABIS GLOBAL INC	Sell	ZENA CN	ZENA CN	310,000	11/28/19	12/2/2019	0.2293	70,618.00	Equity
ZENABIS GLOBAL INC	Sell	ZENA CN	ZENA CN	105,000	11/28/19	12/2/2019	0.2293	23,919.00	Equity
ZENABIS GLOBAL INC	Sell	ZENA CN	ZENA CN	55,000	11/28/19	12/2/2019	0.2293	12,529.00	Equity
ZENABIS GLOBAL INC	Sell	ZENA CN	ZENA CN	30,000	11/28/19	12/2/2019	0.2293	6,834.00	Equity
ZENABIS GLOBAL INC-RTS	Receive	ZENA-R CN	ZENA-R CN	38,000	11/29/19	11/29/2019	0	0	Equity Right
ZENABIS GLOBAL INC-RTS	Receive	ZENA-R CN	ZENA-R CN	170,644	11/29/19	11/29/2019	0	0	Equity Right
ZENABIS GLOBAL INC-RTS	Receive	ZENA-R CN	ZENA-R CN	20,000	11/29/19	11/29/2019	0	0	Equity Right
ZENABIS GLOBAL INC-RTS	Receive	ZENA-R CN	ZENA-R CN	150,508	11/29/19	11/29/2019	0	0	Equity Right
ZENABIS GLOBAL INC-RTS	Receive	ZENA-R CN	ZENA-R CN	335,246	11/29/19	11/29/2019	0	0	Equity Right
ZENABIS GLOBAL INC-RTS	Receive	ZENA-R CN	ZENA-R CN	30,849	11/29/19	11/29/2019	0	0	Equity Right
ZENABIS GLOBAL INC-RTS	Receive	ZENA-R CN	ZENA-R CN	12,000	11/29/19	11/29/2019	0	0	Equity Right
ZENABIS GLOBAL INC-RTS	Receive	ZENA-R CN	ZENA-R CN	27,248	11/29/19	11/29/2019	0	0	Equity Right
ZENABIS GLOBAL INC	Buy	ZENA CN	ZENA CN	153,722	11/29/19	12/3/2019	0.15	-23,058.30	Equity
ZENABIS GLOBAL INC	Buy	ZENA CN	ZENA CN	83,296	11/29/19	12/3/2019	0.15	-12,494.40	Equity
ZENABIS GLOBAL INC	Buy	ZENA CN	ZENA CN	282,137	11/29/19	12/3/2019	0.15	-42,320.55	Equity
ZENABIS GLOBAL INC-RTS	Receive	ZENA-R CN	ZENA-R CN	34,785	11/29/19	11/29/2019	0.005	0	Equity Right
ZENABIS GLOBAL INC	Buy	ZENA CN	ZENA CN	81,850	11/29/19	12/3/2019	0.15	-12,277.50	Equity
ZENABIS GLOBAL INC-RTS	Receive	ZENA-R CN	ZENA-R CN	130,000	11/29/19	11/29/2019	0	0	Equity Right
ZENABIS GLOBAL INC	Buy	ZENA CN	ZENA CN	845,108	11/29/19	12/3/2019	0.15	-126,766.20	Equity
ZENABIS GLOBAL INC-RTS	Deliver	ZENA-R CN	ZENA-R CN	4,000	11/29/19	11/29/2019	0	0	Equity Right
ZENABIS GLOBAL INC-RTS	SL Fee	ZENA-R CN	ZENA-R CN	21.06	12/1/19	12/1/2019	1	-21.06	Equity Right
ZENABIS GLOBAL INC-RTS	SL Fee	ZENA-R CN	ZENA-R CN	54.34	12/1/19	12/1/2019	1	-54.34	Equity Right
ZENABIS GLOBAL INC-RTS	SL Fee	ZENA-R CN	ZENA-R CN	340.34	12/1/19	12/1/2019	1	-340.34	Equity Right
ZENABIS GLOBAL INC-RTS	SL Fee	ZENA-R CN	ZENA-R CN	3.36	12/1/19	12/1/2019	1	-3.36	Equity Right
ZENABIS GLOBAL INC	Legal Fees	ZENA CN	ZENA CN	2,103.08	12/5/19	12/5/2019	1	-2,103.08	Equity
ZENABIS GLOBAL INC	Legal Fees	ZENA CN	ZENA CN	22,783.40	12/5/19	12/5/2019	1	-22,783.40	Equity
ZENABIS GLOBAL INC	Legal Fees	ZENA CN	ZENA CN	6,659.76	12/5/19	12/5/2019	1	-6,659.76	Equity
ZENABIS GLOBAL INC	Legal Fees	ZENA CN	ZENA CN	3,505.14	12/5/19	12/5/2019	1	-3,505.14	Equity
ZENABIS GLOBAL INC-RTS	SL Fee	ZENA-R CN	ZENA-R CN	14.2	12/10/19	12/10/2019	1	-14.2	Equity Right
ZENABIS GLOBAL INC-RTS	SL Fee	ZENA-R CN	ZENA-R CN	88.75	12/10/19	12/10/2019	1	-88.75	Equity Right
ZENABIS GLOBAL INC-RTS	SL Fee	ZENA-R CN	ZENA-R CN	154.31	12/10/19	12/10/2019	1	-154.31	Equity Right
ZENABIS GLOBAL INC	SL Fee	ZENA CN	ZENA CN	221.92	12/10/19	12/10/2019	1	-221.92	Equity
ZENABIS GLOBAL INC-RTS	SL Fee	ZENA-R CN	ZENA-R CN	16	12/10/19	12/10/2019	1	-16	Equity Right
ZENABIS GLOBAL INC-RTS	SL Fee	ZENA-R CN	ZENA-R CN	88.62	12/10/19	12/10/2019	1	-88.62	Equity Right
ZENABIS GLOBAL INC-RTS	SL Fee	ZENA-R CN	ZENA-R CN	917.02	12/10/19	12/10/2019	1	-917.02	Equity Right
ZENABIS GLOBAL INC-RTS	SL Fee	ZENA-R CN	ZENA-R CN	12.36	12/10/19	12/10/2019	1	-12.36	Equity Right
ZENABIS GLOBAL INC-RTS	SL Fee	ZENA-R CN	ZENA-R CN	234.33	12/10/19	12/10/2019	1	-234.33	Equity Right
ZENABIS GLOBAL INC-RTS	SL Fee	ZENA-R CN	ZENA-R CN	66.58	12/12/19	12/12/2019	1	-66.58	Equity Right
ZENABIS GLOBAL INC-RTS	SL Fee	ZENA-R CN	ZENA-R CN	466.03	12/12/19	12/12/2019	1	-466.03	Equity Right
ZENABIS GLOBAL INC	Reorganization	ZENA CN	ZENA CN	845,108	12/16/19	12/16/2019	0.15	0	Equity
ZENABIS GLOBAL INC	Commission Fee	ZENA CN	ZENA CN	300.5	12/18/19	12/18/2019	1	-300.5	Equity
ZENABIS GLOBAL INC	Commission Fee	ZENA CN	ZENA CN	40.93	12/18/19	12/18/2019	1	-40.93	Equity
ZENABIS GLOBAL INC	Commission Fee	ZENA CN	ZENA CN	141.07	12/18/19	12/18/2019	1	-141.07	Equity
ZENABIS GLOBAL INC	Commission Fee	ZENA CN	ZENA CN	41.65	12/18/19	12/18/2019	1	-41.65	Equity
ZENABIS GLOBAL INC	Commission Fee	ZENA CN	ZENA CN	76.86	12/18/19	12/18/2019	1	-76.86	Equity
ZENABIS GLOBAL INC	Reorganization	ZENA CN	ZENA CN	153,722	12/18/19	12/20/2019	0.15	0	Equity


Name	Trans.Type	Ticker	Symbol	Quantity	Trade Date	Settle Date	Price	Total Consideration (Settle)	Sec.Type
ZENABIS GLOBAL INC	Reorganization	ZENA CN	ZENA CN	83,296	12/18/19	12/20/2019	0.15		0 Equity
ZENABIS GLOBAL INC	Reorganization	ZENA CN	ZENA CN	81,850	12/18/19	12/20/2019	0.15		0 Equity
ZENABIS GLOBAL INC	Reorganization	ZENA CN	ZENA CN	282,137	12/18/19	12/20/2019	0.15		0 Equity
ZENABIS GLOBAL INC	Transfer By Lots	ZENA CN	ZENA CN	362,100	12/31/19	12/31/2019	Waiting...		0 Equity
ZENABIS 11.00% 30JUN2020 CONVERT \$1.17	Transfer By Lots	ZENA CN - SSCV	ZENA CN - SSCV	4,651,500	12/31/19	12/31/2019	Waiting...		0 Bond Convertible
ZENABIS 11.00% 30JUN2020 CONVERT \$1.17	Transfer By Lots	ZENA CN - SSCV	ZENA CN - SSCV	668,500	12/31/19	12/31/2019	Waiting...		0 Bond Convertible
ZENABIS GLOBAL INC	Transfer By Lots	ZENA CN	ZENA CN	20,000	12/31/19	12/31/2019	Waiting...		0 Equity
ZENABIS GLOBAL INC	Transfer By Lots	ZENA CN	ZENA CN	10,746,666	12/31/19	12/31/2019	Waiting...		0 Equity
ZENABIS GLOBAL INC	Transfer By Lots	ZENA CN	ZENA CN	2,813,070	12/31/19	12/31/2019	Waiting...		0 Equity
CAD - CANADIAN DOLLAR	Reorganization	CAD	CAD	58,948.46	12/31/19	12/31/2019		1	0 Currency
CAD - CANADIAN DOLLAR	Reorganization	CAD	CAD	638,608.30	12/31/19	12/31/2019		1	0 Currency
ZENABIS GLOBAL INC	Transfer By Lots	ZENA CN	ZENA CN	244,053	12/31/19	12/31/2019	Waiting...		0 Equity
CAD - CANADIAN DOLLAR	Reorganization	CAD	CAD	58,948.46	12/31/19	12/31/2019		1	0 Currency
CAD - CANADIAN DOLLAR	Reorganization	CAD	CAD	98,247.43	12/31/19	12/31/2019		1	0 Currency
ZENABIS – DEBT MARK 9% 26NOV2020 - PVT	Reorganization	ZENABIS – DEBT MARK - PVT	ZENABIS – DEBT MARK - PVT	98,247	12/31/19	12/31/2019		100	0 Bond Corporate
ZENABIS GLOBAL INC	Transfer By Lots	ZENA CN	ZENA CN	218,150	12/31/19	12/31/2019	Waiting...		0 Equity
ZENABIS 11.00% 30JUN2020 CONVERT \$1.17	Transfer By Lots	ZENA CN - SSCV	ZENA CN - SSCV	434,000	12/31/19	12/31/2019	Waiting...		0 Bond Convertible
ZENABIS – DEBT MONTY 9% 26NOV2020 - PVT	Reorganization	ZENABIS – DEBT MONTY - PVT	ZENABIS – DEBT MONTY - PVT	638,608	12/31/19	12/31/2019		100	0 Bond Corporate
ZENABIS 11.00% 30JUN2020 CONVERT \$1.17	Cpn Inc/Exp	ZENA CN - SSCV	ZENA CN - SSCV	18,534.86	12/31/19	12/31/2019		1	18,534.86 Bond Convertible
ZENABIS 11.00% 30JUN2020 CONVERT \$1.17	Cpn Inc/Exp	ZENA CN - SSCV	ZENA CN - SSCV	128,967.93	12/31/19	12/31/2019		1	128,967.93 Bond Convertible
ZENABIS 11.00% 30JUN2020 CONVERT \$1.17	Cpn Inc/Exp	ZENA CN - SSCV	ZENA CN - SSCV	12,033.09	12/31/19	12/31/2019		1	12,033.09 Bond Convertible
ZENABIS GLOBAL INC	Transfer By Lots	ZENA CN	ZENA CN	991,999	12/31/19	12/31/2019	Waiting...		0 Equity
CAD - CANADIAN DOLLAR	Reorganization	CAD	CAD	186,670.12	12/31/19	12/31/2019		1	0 Currency
ZENABIS 11.00% 30JUN2020 CONVERT \$1.17	Cpn Inc/Exp	ZENA CN - SSCV	ZENA CN - SSCV	36,972.67	12/31/19	12/31/2019		1	36,972.67 Bond Convertible
CAD - CANADIAN DOLLAR	Reorganization	CAD	CAD	186,670.12	12/31/19	12/31/2019		1	0 Currency
ZENABIS GLOBAL INC	SL Fee	ZENA CN	ZENA CN	5.98	1/10/20	1/10/2020		1	-5.98 Equity
ZENABIS GLOBAL INC	SL Fee	ZENA CN	ZENA CN	230.13	1/10/20	1/10/2020		1	-230.13 Equity
ZENABIS GLOBAL INC	Sell	ZENA CN	ZENA CN	67,600	1/16/20	1/20/2020	0.1749		11,789.44 Equity
ZENABIS GLOBAL INC	Sell	ZENA CN	ZENA CN	10,400	1/16/20	1/20/2020	0.1749		1,811.46 Equity
ZENABIS GLOBAL INC	Sell	ZENA CN	ZENA CN	6,240	1/16/20	1/20/2020	0.1749		1,083.88 Equity
ZENABIS GLOBAL INC	Sell	ZENA CN	ZENA CN	19,760	1/16/20	1/20/2020	0.1749		3,446.14 Equity
ZENABIS GLOBAL INC	Reorganization	ZENA CN	ZENA CN	1,451,612	1/16/20	1/16/2020	0.155		0 Equity
ZENABIS 11.00% 30JUN2020 CONVERT \$1.17	Reorganization	ZENA CN - SSCV	ZENA CN - SSCV	427,500	1/16/20	1/16/2020		100	0 Bond Convertible
ZENABIS 11.00% 30JUN2020 CONVERT \$1.17	Reorganization	ZENA CN - SSCV	ZENA CN - SSCV	1,462,500	1/16/20	1/16/2020		100	0 Bond Convertible
ZENABIS GLOBAL INC	Reorganization	ZENA CN	ZENA CN	870,967	1/16/20	1/16/2020	0.155		0 Equity
ZENABIS GLOBAL INC	Sell	ZENA CN	ZENA CN	91,905	1/17/20	1/21/2020	0.1622		14,769.13 Equity
ZENABIS GLOBAL INC	Cover	ZENA CN	ZENA CN	218,150	1/17/20	1/21/2020	0.165		-36,103.83 Equity
ZENABIS GLOBAL INC	Sell	ZENA CN	ZENA CN	291,032	1/17/20	1/21/2020	0.1622		46,768.84 Equity
ZENABIS GLOBAL INC	Sell	ZENA CN	ZENA CN	153,175	1/17/20	1/21/2020	0.1622		24,615.22 Equity
ZENABIS GLOBAL INC	Sell	ZENA CN	ZENA CN	995,638	1/17/20	1/21/2020	0.1622		159,999.02 Equity
ZENABIS GLOBAL INC	Sell	ZENA CN	ZENA CN	516	1/23/20	1/27/2020	0.14		72.17 Equity
ZENABIS GLOBAL INC	Sell	ZENA CN	ZENA CN	114,027	1/23/20	1/27/2020	0.1403		15,940.97 Equity
ZENABIS GLOBAL INC	Sell	ZENA CN	ZENA CN	188	1/23/20	1/27/2020	0.14		26.29 Equity
ZENABIS GLOBAL INC	Sell	ZENA CN	ZENA CN	35,973	1/23/20	1/27/2020	0.1403		5,029.03 Equity
ZENABIS GLOBAL INC	Sell	ZENA CN	ZENA CN	2,239	1/23/20	1/27/2020	0.14		313.15 Equity
ZENABIS GLOBAL INC	Sell	ZENA CN	ZENA CN	435,452	1/23/20	1/27/2020	0.1407		61,050.37 Equity
ZENABIS GLOBAL INC	Sell	ZENA CN	ZENA CN	19,895	1/23/20	1/27/2020	0.1407		2,789.28 Equity
ZENABIS GLOBAL INC	Sell	ZENA CN	ZENA CN	254	1/23/20	1/27/2020	0.14		35.52 Equity
ZENABIS GLOBAL INC	Sell	ZENA CN	ZENA CN	24,876	1/23/20	1/27/2020	0.1407		3,487.62 Equity
ZENABIS GLOBAL INC	Sell	ZENA CN	ZENA CN	60,000	1/23/20	1/27/2020	0.1403		8,388.00 Equity
ZENABIS GLOBAL INC	Sell	ZENA CN	ZENA CN	390,000	1/23/20	1/27/2020	0.1403		54,522.00 Equity
ZENABIS GLOBAL INC	Sell	ZENA CN	ZENA CN	138,271	1/24/20	1/28/2020	0.1358		18,708.07 Equity
ZENABIS GLOBAL INC	Sell	ZENA CN	ZENA CN	922,141	1/24/20	1/28/2020	0.1358		124,765.68 Equity
ZENABIS GLOBAL INC	Short	ZENA CN	ZENA CN	3,197	1/24/20	1/28/2020	0.1358		432.55 Equity
ZENABIS GLOBAL INC	Sell	ZENA CN	ZENA CN	268,727	1/24/20	1/28/2020	0.1358		36,358.76 Equity
ZENABIS GLOBAL INC	Sell	ZENA CN	ZENA CN	84,871	1/24/20	1/28/2020	0.1358		11,483.05 Equity
ZENABIS 11.00% 30JUN2020 CONVERT \$1.17	Cpn Inc/Exp	ZENA CN - SSCV	ZENA CN - SSCV	11,900.34	1/28/20	1/28/2020		1	11,900.34 Bond Convertible
ZENABIS 11.00% 30JUN2020 CONVERT \$1.17	Cpn Inc/Exp	ZENA CN - SSCV	ZENA CN - SSCV	1,830.82	1/28/20	1/28/2020		1	1,830.82 Bond Convertible
ZENABIS 11.00% 30JUN2020 CONVERT \$1.17	Cpn Inc/Exp	ZENA CN - SSCV	ZENA CN - SSCV	3,478.56	1/28/20	1/28/2020		1	3,478.56 Bond Convertible
ZENABIS 11.00% 30JUN2020 CONVERT \$1.17	Cpn Inc/Exp	ZENA CN - SSCV	ZENA CN - SSCV	1,098.49	1/28/20	1/28/2020		1	1,098.49 Bond Convertible
ZENABIS GLOBAL INC	Short	ZENA CN	ZENA CN	40,830	1/31/20	2/4/2020	0.1318		5,320.15 Equity

Name	Trans.Type	Ticker	Symbol	Quantity	Trade Date	Settle Date	Price	Total Consideration (Settle)	Sec.Type
ZENABIS GLOBAL INC	Short	ZENA CN	ZENA CN	129,295	1/31/20	2/4/2020	0.1318	16,847.14	Equity
ZENABIS GLOBAL INC	Short	ZENA CN	ZENA CN	442,325	1/31/20	2/4/2020	0.1318	57,634.95	Equity
ZENABIS GLOBAL INC	Short	ZENA CN	ZENA CN	68,050	1/31/20	2/4/2020	0.1318	8,866.92	Equity
ZENABIS GLOBAL INC	Short	ZENA CN	ZENA CN	155,610	2/6/20	2/10/2020	0.1263	19,420.13	Equity
ZENABIS GLOBAL INC	Short	ZENA CN	ZENA CN	532,350	2/6/20	2/10/2020	0.1263	66,437.28	Equity
ZENABIS GLOBAL INC	Short	ZENA CN	ZENA CN	49,140	2/6/20	2/10/2020	0.1263	6,132.67	Equity
ZENABIS GLOBAL INC	Short	ZENA CN	ZENA CN	81,900	2/6/20	2/10/2020	0.1263	10,221.12	Equity
ZENABIS GLOBAL INC	SL Fee	ZENA CN	ZENA CN	4.26	2/11/20	2/11/2020	1	-4.26	Equity
ZENABIS GLOBAL INC	SL Fee	ZENA CN	ZENA CN	119.53	2/11/20	2/11/2020	1	-119.53	Equity
ZENABIS GLOBAL INC	Transfer By Lots	ZENA CN	ZENA CN	1,451,612	2/18/20	2/20/2020	0.155	0	Equity
ZENABIS GLOBAL INC	Transfer By Lots	ZENA CN	ZENA CN	870,967	2/18/20	2/20/2020	Waiting...	0	Equity
ZENABIS GLOBAL INC	Transfer By Lots	ZENA CN	ZENA CN	9,435,483	2/18/20	2/20/2020	Waiting...	0	Equity
ZENABIS GLOBAL INC	Transfer By Lots	ZENA CN	ZENA CN	2,758,064	2/18/20	2/20/2020	Waiting...	0	Equity
ZENABIS GLOBAL INC	Sell	ZENA CN	ZENA CN	810,875	2/26/20	2/28/2020	0.1208	96,737.39	Equity
ZENABIS GLOBAL INC	Sell	ZENA CN	ZENA CN	93,400	2/26/20	2/28/2020	0.115	10,694.30	Equity
ZENABIS GLOBAL INC	Sell	ZENA CN	ZENA CN	607,100	2/26/20	2/28/2020	0.115	69,512.95	Equity
ZENABIS GLOBAL INC	Sell	ZENA CN	ZENA CN	124,750	2/26/20	2/28/2020	0.1208	14,882.68	Equity
ZENABIS GLOBAL INC	Sell	ZENA CN	ZENA CN	74,850	2/26/20	2/28/2020	0.1208	8,929.61	Equity
ZENABIS GLOBAL INC	Sell	ZENA CN	ZENA CN	56,040	2/26/20	2/28/2020	0.115	6,416.58	Equity
ZENABIS GLOBAL INC	Sell	ZENA CN	ZENA CN	237,025	2/26/20	2/28/2020	0.1208	28,277.08	Equity
ZENABIS GLOBAL INC	Sell	ZENA CN	ZENA CN	177,460	2/26/20	2/28/2020	0.115	20,319.17	Equity
ZENABIS GLOBAL INC	Sell	ZENA CN	ZENA CN	72,045	2/28/20	3/3/2020	0.102	7,240.52	Equity
ZENABIS GLOBAL INC	Sell	ZENA CN	ZENA CN	780,488	2/28/20	3/3/2020	0.102	78,439.04	Equity
ZENABIS GLOBAL INC	Sell	ZENA CN	ZENA CN	120,075	2/28/20	3/3/2020	0.102	12,067.54	Equity
ZENABIS GLOBAL INC	Sell	ZENA CN	ZENA CN	228,142	2/28/20	3/3/2020	0.102	22,928.27	Equity
ZENABIS GLOBAL INC	Sell	ZENA CN	ZENA CN	179,750	3/2/20	3/4/2020	0.1009	18,046.90	Equity
ZENABIS GLOBAL INC	Sell	ZENA CN	ZENA CN	1,168,375	3/2/20	3/4/2020	0.1009	117,304.85	Equity
ZENABIS GLOBAL INC	Sell	ZENA CN	ZENA CN	341,525	3/2/20	3/4/2020	0.1009	34,289.11	Equity
ZENABIS GLOBAL INC	Sell	ZENA CN	ZENA CN	107,850	3/2/20	3/4/2020	0.1009	10,828.14	Equity
ZENABIS GLOBAL INC	Sell	ZENA CN	ZENA CN	50,000	3/3/20	3/5/2020	0.1	4,975.00	Equity
ZENABIS GLOBAL INC	Sell	ZENA CN	ZENA CN	325,000	3/3/20	3/5/2020	0.1	32,337.50	Equity
ZENABIS GLOBAL INC	Sell	ZENA CN	ZENA CN	95,000	3/3/20	3/5/2020	0.1	9,452.50	Equity
ZENABIS GLOBAL INC	Sell	ZENA CN	ZENA CN	30,000	3/3/20	3/5/2020	0.1	2,985.00	Equity
ZENABIS GLOBAL INC	Sell	ZENA CN	ZENA CN	72,450	3/4/20	3/6/2020	0.1	7,208.78	Equity
ZENABIS GLOBAL INC	Sell	ZENA CN	ZENA CN	120,750	3/4/20	3/6/2020	0.1	12,014.63	Equity
ZENABIS GLOBAL INC	Sell	ZENA CN	ZENA CN	784,875	3/4/20	3/6/2020	0.1	78,095.06	Equity
ZENABIS GLOBAL INC	Sell	ZENA CN	ZENA CN	229,425	3/4/20	3/6/2020	0.1	22,827.79	Equity
ZENABIS GLOBAL INC	Sell	ZENA CN	ZENA CN	6,175	3/5/20	3/9/2020	0.1	610	Equity
ZENABIS GLOBAL INC	Sell	ZENA CN	ZENA CN	241,800	3/5/20	3/9/2020	0.095	22,850.10	Equity
ZENABIS GLOBAL INC	Sell	ZENA CN	ZENA CN	582,725	3/5/20	3/9/2020	0.0936	53,668.97	Equity
ZENABIS GLOBAL INC	Sell	ZENA CN	ZENA CN	704,275	3/5/20	3/9/2020	0.0907	63,525.61	Equity
ZENABIS GLOBAL INC	Sell	ZENA CN	ZENA CN	21,125	3/5/20	3/9/2020	0.1	2,101.94	Equity
ZENABIS GLOBAL INC	Sell	ZENA CN	ZENA CN	65,010	3/5/20	3/9/2020	0.0907	5,863.90	Equity
ZENABIS GLOBAL INC	Sell	ZENA CN	ZENA CN	108,350	3/5/20	3/9/2020	0.0907	9,773.17	Equity
ZENABIS GLOBAL INC	Sell	ZENA CN	ZENA CN	37,200	3/5/20	3/9/2020	0.095	3,515.40	Equity
ZENABIS GLOBAL INC	Sell	ZENA CN	ZENA CN	22,320	3/5/20	3/9/2020	0.095	2,109.24	Equity
ZENABIS GLOBAL INC	Sell	ZENA CN	ZENA CN	70,680	3/5/20	3/9/2020	0.095	6,679.26	Equity
ZENABIS GLOBAL INC	Sell	ZENA CN	ZENA CN	205,865	3/5/20	3/9/2020	0.0907	18,569.02	Equity
ZENABIS GLOBAL INC	Sell	ZENA CN	ZENA CN	170,335	3/5/20	3/9/2020	0.0936	15,687.85	Equity
ZENABIS GLOBAL INC	Sell	ZENA CN	ZENA CN	89,650	3/5/20	3/9/2020	0.0936	8,256.77	Equity
ZENABIS GLOBAL INC	Sell	ZENA CN	ZENA CN	3,250	3/5/20	3/9/2020	0.1	317.5	Equity
ZENABIS GLOBAL INC	Sell	ZENA CN	ZENA CN	53,790	3/5/20	3/9/2020	0.0936	4,954.06	Equity
ZENABIS GLOBAL INC	Sell	ZENA CN	ZENA CN	1,950	3/5/20	3/9/2020	0.1	187.5	Equity
ZENABIS GLOBAL INC	Sell	ZENA CN	ZENA CN	9,500	3/6/20	3/10/2020	0.09	847.5	Equity
ZENABIS GLOBAL INC	Sell	ZENA CN	ZENA CN	5,000	3/6/20	3/10/2020	0.09	442.5	Equity
ZENABIS GLOBAL INC	Sell	ZENA CN	ZENA CN	3,000	3/6/20	3/10/2020	0.09	262.5	Equity
ZENABIS GLOBAL INC	Sell	ZENA CN	ZENA CN	32,500	3/6/20	3/10/2020	0.09	2,908.75	Equity
ZENABIS 11.00% 30JUN2020 CONVERT \$1.17	Receive	ZENA CN - SSCV	ZENA CN - SSCV	11	3/6/20	3/6/2020	0	0	Bond Convertible
ZENABIS GLOBAL INC	Sell	ZENA CN	ZENA CN	102,300	3/9/20	3/11/2020	0.0778	7,805.49	Equity
ZENABIS GLOBAL INC	Sell	ZENA CN	ZENA CN	194,370	3/9/20	3/11/2020	0.0778	14,830.43	Equity
ZENABIS GLOBAL INC	Sell	ZENA CN	ZENA CN	664,950	3/9/20	3/11/2020	0.0778	50,735.69	Equity

Name	Trans.Type	Ticker	Symbol	Quantity	Trade Date	Settle Date	Price	Total Consideration (Settle)	Sec.Type
ZENABIS GLOBAL INC	Sell	ZENA CN	ZENA CN	61,380	3/9/20	3/11/2020	0.0778	4,683.29	Equity
ZENABIS GLOBAL INC	Sell	ZENA CN	ZENA CN	35,880	3/10/20	3/12/2020	0.0711	2,497.25	Equity
ZENABIS GLOBAL INC	Sell	ZENA CN	ZENA CN	113,620	3/10/20	3/12/2020	0.0711	7,907.95	Equity
ZENABIS GLOBAL INC	Sell	ZENA CN	ZENA CN	388,700	3/10/20	3/12/2020	0.0711	27,053.52	Equity
ZENABIS GLOBAL INC	Sell	ZENA CN	ZENA CN	59,800	3/10/20	3/12/2020	0.0711	4,162.08	Equity
ZENABIS GLOBAL INC	SL Fee	ZENA CN	ZENA CN	1,589.51	3/10/20	3/10/2020	1	-1,589.51	Equity
ZENABIS GLOBAL INC	SL Fee	ZENA CN	ZENA CN	181.34	3/10/20	3/10/2020	1	-181.34	Equity
ZENABIS GLOBAL INC	SL Fee	ZENA CN	ZENA CN	302.23	3/10/20	3/10/2020	1	-302.23	Equity
ZENABIS GLOBAL INC	SL Fee	ZENA CN	ZENA CN	598.82	3/10/20	3/10/2020	1	-598.82	Equity
ZENABIS GLOBAL INC	Sell	ZENA CN	ZENA CN	52,915	3/11/20	3/13/2020	0.0696	3,603.51	Equity
ZENABIS GLOBAL INC	Sell	ZENA CN	ZENA CN	16,710	3/11/20	3/13/2020	0.0696	1,137.95	Equity
ZENABIS GLOBAL INC	Sell	ZENA CN	ZENA CN	27,850	3/11/20	3/13/2020	0.0696	1,896.59	Equity
ZENABIS GLOBAL INC	Sell	ZENA CN	ZENA CN	181,025	3/11/20	3/13/2020	0.0696	12,327.80	Equity
ZENABIS GLOBAL INC	Sell	ZENA CN	ZENA CN	148,770	3/12/20	3/16/2020	0.0562	8,137.72	Equity
ZENABIS GLOBAL INC	Sell	ZENA CN	ZENA CN	508,950	3/12/20	3/16/2020	0.0562	27,839.57	Equity
ZENABIS GLOBAL INC	Sell	ZENA CN	ZENA CN	46,980	3/12/20	3/16/2020	0.0562	2,569.81	Equity
ZENABIS GLOBAL INC	Sell	ZENA CN	ZENA CN	78,300	3/12/20	3/16/2020	0.0562	4,283.01	Equity
ZENABIS GLOBAL INC	Sell	ZENA CN	ZENA CN	334,100	3/13/20	3/17/2020	0.06	19,544.85	Equity
ZENABIS GLOBAL INC	Sell	ZENA CN	ZENA CN	51,400	3/13/20	3/17/2020	0.06	3,006.90	Equity
ZENABIS GLOBAL INC	Sell	ZENA CN	ZENA CN	30,840	3/13/20	3/17/2020	0.06	1,804.14	Equity
ZENABIS GLOBAL INC	Sell	ZENA CN	ZENA CN	97,660	3/13/20	3/17/2020	0.06	5,713.11	Equity
ZENABIS GLOBAL INC	Sell	ZENA CN	ZENA CN	37,884	3/16/20	3/18/2020	0.0572	2,110.14	Equity
ZENABIS GLOBAL INC	Sell	ZENA CN	ZENA CN	243,824	3/16/20	3/18/2020	0.0572	13,581.00	Equity
ZENABIS GLOBAL INC	Sell	ZENA CN	ZENA CN	22,733	3/16/20	3/18/2020	0.0572	1,266.23	Equity
ZENABIS GLOBAL INC	Sell	ZENA CN	ZENA CN	288,559	3/16/20	3/18/2020	0.0572	16,072.74	Equity
ZENABIS GLOBAL INC	Short	ZENA CN	ZENA CN	139,100	3/17/20	3/19/2020	0.0689	9,375.34	Equity
ZENABIS GLOBAL INC	Short	ZENA CN	ZENA CN	21,400	3/17/20	3/19/2020	0.0689	1,442.36	Equity
ZENABIS GLOBAL INC	Short	ZENA CN	ZENA CN	40,660	3/17/20	3/19/2020	0.0689	2,740.48	Equity
ZENABIS GLOBAL INC	Short	ZENA CN	ZENA CN	12,840	3/17/20	3/19/2020	0.0689	865.42	Equity
ZENABIS GLOBAL INC	Short	ZENA CN	ZENA CN	91,038	3/18/20	3/20/2020	0.0617	5,480.49	Equity
ZENABIS GLOBAL INC	Short	ZENA CN	ZENA CN	1,462	3/18/20	3/20/2020	0.0617	88.01	Equity
ZENABIS GLOBAL INC	Sell	ZENA CN	ZENA CN	217,000	3/25/20	3/27/2020	0.09	19,421.50	Equity
ZENABIS GLOBAL INC	Cover	ZENA CN	ZENA CN	325,565	3/26/20	3/30/2020	0.0959	-31,384.47	Equity
ZENABIS GLOBAL INC	Cover	ZENA CN	ZENA CN	5,671	3/26/20	3/30/2020	0.0959	-551.35	Equity
ZENABIS GLOBAL INC	Cover	ZENA CN	ZENA CN	9,447	3/26/20	3/30/2020	0.0959	-913.47	Equity
ZENABIS GLOBAL INC	Cover	ZENA CN	ZENA CN	430,138	3/26/20	3/30/2020	0.0959	-41,465.30	Equity
ZENABIS GLOBAL INC	Sell	ZENA CN	ZENA CN	149,500	3/26/20	3/30/2020	0.09	13,380.25	Equity
ZENABIS 11.00% 30JUN2020 CONVERT \$1.17	Cpn Inc/Exp	ZENA CN - SSCV	ZENA CN - SSCV	87,457.54	3/31/20	3/31/2020	1	87,457.54	Bond Convertible
ZENABIS 11.00% 30JUN2020 CONVERT \$1.17	Cpn Inc/Exp	ZENA CN - SSCV	ZENA CN - SSCV	24,846.74	3/31/20	3/31/2020	1	24,846.74	Bond Convertible
ZENABIS 11.00% 30JUN2020 CONVERT \$1.17	Cpn Inc/Exp	ZENA CN - SSCV	ZENA CN - SSCV	8,199.96	3/31/20	3/31/2020	1	8,199.96	Bond Convertible
ZENABIS 11.00% 30JUN2020 CONVERT \$1.17	Cpn Inc/Exp	ZENA CN - SSCV	ZENA CN - SSCV	12,162.84	3/31/20	3/31/2020	1	12,162.84	Bond Convertible
ZENABIS GLOBAL INC	Sell	ZENA CN	ZENA CN	1,644,500	4/7/20	4/9/2020	0.0738	118,897.35	Equity
ZENABIS GLOBAL INC	Cover	ZENA CN	ZENA CN	1,644,500	4/7/20	4/9/2020	0.0742	-122,844.15	Equity
ZENABIS GLOBAL INC	SL Fee	ZENA CN	ZENA CN	12.94	4/9/20	4/9/2020	1	-12.94	Equity
ZENABIS GLOBAL INC	SL Fee	ZENA CN	ZENA CN	1	4/9/20	4/9/2020	1	-1	Equity
ZENABIS GLOBAL INC	SL Fee	ZENA CN	ZENA CN	0.6	4/9/20	4/9/2020	1	-0.6	Equity
ZENABIS GLOBAL INC	SL Fee	ZENA CN	ZENA CN	83.52	4/9/20	4/9/2020	1	-83.52	Equity
ZENABIS – DEBT MARK 9% 26NOV2020 - PVT	Receive	ZENABIS – DEBT MARK - PVT	ZENABIS – DEBT MARK - PVT	11,392	4/13/20	4/13/2020	0	0	Bond Corporate
ZENABIS – DEBT MARK 9% 26NOV2020 - PVT	Receive	ZENABIS – DEBT MARK - PVT	ZENABIS – DEBT MARK - PVT	1,753	4/13/20	4/13/2020	0	0	Bond Corporate
ZENABIS – DEBT MONTY 9% 26NOV2020 - PVT	Receive	ZENABIS – DEBT MONTY - PVT	ZENABIS – DEBT MONTY - PVT	1,753	4/13/20	4/13/2020	0	0	Bond Corporate
ZENABIS – DEBT MARK 9% 26NOV2020 - PVT	Receive	ZENABIS – DEBT MARK - PVT	ZENABIS – DEBT MARK - PVT	3,330	4/13/20	4/13/2020	0	0	Bond Corporate
ZENABIS – DEBT MARK 9% 26NOV2020 - PVT	Receive	ZENABIS – DEBT MARK - PVT	ZENABIS – DEBT MARK - PVT	1,052	4/13/20	4/13/2020	0	0	Bond Corporate
ZENABIS – DEBT MONTY 9% 26NOV2020 - PVT	Receive	ZENABIS – DEBT MONTY - PVT	ZENABIS – DEBT MONTY - PVT	11,392	4/13/20	4/13/2020	0	0	Bond Corporate
ZENABIS – DEBT MONTY 9% 26NOV2020 - PVT	Receive	ZENABIS – DEBT MONTY - PVT	ZENABIS – DEBT MONTY - PVT	3,330	4/13/20	4/13/2020	0	0	Bond Corporate
ZENABIS – DEBT MONTY 9% 26NOV2020 - PVT	Receive	ZENABIS – DEBT MONTY - PVT	ZENABIS – DEBT MONTY - PVT	1,052	4/13/20	4/13/2020	0	0	Bond Corporate

TAB 2X

This is **Exhibit "X"** to the Affidavit of **Alexander Mulligan**,
sworn before me this **30th** day of **November, 2023**.

A handwritten signature in blue ink, appearing to read "Mark Kelly", written over a horizontal line.

A Commissioner for Taking Affidavits

LSO# 84488D


Name	Trans.Type	Ticker	Symbol	Quantity	Trade Date	Settle Date	Price	Total Consideration (Settle)	Sec.Type
APHRIA INC	Buy	APHA CN	APHA CN	30,000	10/30/18	11/1/2018	13.2259	-396,927.00	Equity
APHRIA INC	Buy	APHA CN	APHA CN	90,000	10/30/18	11/1/2018	13.2259	-1,190,781.00	Equity
APHRIA INC	Buy	APHA CN	APHA CN	180,000	10/30/18	11/1/2018	13.2259	-2,381,562.00	Equity
APHRIA INC	SL Fee	APHA CN	APHA CN	595.55	11/9/18	11/9/2018	1	-595.55	Equity
APHRIA INC	Buy	APHA CN	APHA CN	180,000	11/12/18	11/14/2018	15.9235	-2,869,830.00	Equity
APHRIA INC	Sell	APHA CN	APHA CN	90,000	11/12/18	11/14/2018	15.1243	1,360,287.00	Equity
APHRIA INC	Sell	APHA CN	APHA CN	187,300	11/13/18	11/15/2018	14.123	2,643,552.20	Equity
APHRIA INC	Buy	APHA CN	APHA CN	319,644	11/13/18	11/15/2018	15.6447	-5,007,127.37	Equity
APHRIA INC	Buy	APHA CN	APHA CN	300,000	11/14/18	11/16/2018	15.9856	-4,800,480.00	Equity
APHRIA INC	Sell	APHA CN	APHA CN	150,000	11/15/18	11/19/2018	13.2845	1,991,925.00	Equity
APHRIA INC	Sell	APHA CN	APHA CN	13,386	11/27/18	11/29/2018	10.2598	137,217.21	Equity
APHRIA INC	Sell	APHA CN	APHA CN	82,152	11/27/18	11/29/2018	10.2598	842,123.72	Equity
APHRIA INC	Sell	APHA CN	APHA CN	4,462	11/27/18	11/29/2018	10.2598	45,739.07	Equity
APHRIA INC	Sell	APHA CN	APHA CN	26,772	11/28/18	11/30/2018	11.1209	297,487.79	Equity
APHRIA INC	Sell	APHA CN	APHA CN	164,304	11/28/18	11/30/2018	11.1209	1,825,729.62	Equity
APHRIA INC	Sell	APHA CN	APHA CN	8,924	11/28/18	11/30/2018	11.1209	99,162.60	Equity
APHRIA INC	Cover	APHA	APHA	14,085	12/3/18	12/5/2018	6.0154	-84,797.33	Equity
APHRIA INC	Sell	APHA	APHA	164,000	12/3/18	12/5/2018	6.3947	1,048,061.16	Equity
APHRIA INC	Short	APHA	APHA	26,405	12/3/18	12/5/2018	6.4704	170,584.64	Equity
APHRIA INC	Cover	APHA	APHA	860	12/3/18	12/5/2018	6.0154	-5,177.54	Equity
APHRIA INC	Sell	APHA	APHA	26,000	12/3/18	12/5/2018	6.3947	166,156.04	Equity
APHRIA INC	Sell	APHA	APHA	10,000	12/3/18	12/5/2018	6.3947	63,906.17	Equity
APHRIA INC	Sell	APHA CN	APHA CN	13,000	12/3/18	12/5/2018	8.4851	110,254.30	Equity
APHRIA INC	Cover	APHA CN	APHA CN	100,000	12/3/18	12/5/2018	7.9293	-794,430.00	Equity
APHRIA INC	Cover	APHA	APHA	2,233	12/3/18	12/5/2018	6.0154	-13,443.55	Equity
APHRIA INC	Sell	APHA CN	APHA CN	100,000	12/3/18	12/5/2018	8.3995	838,450.00	Equity
APHRIA INC	Short	APHA	APHA	10,156	12/3/18	12/5/2018	6.4704	65,610.97	Equity
APHRIA INC	Sell	APHA CN	APHA CN	5,000	12/3/18	12/5/2018	8.4851	42,405.50	Equity
APHRIA INC	Sell	APHA CN	APHA CN	82,000	12/3/18	12/5/2018	8.4851	695,450.20	Equity
APHRIA INC	Cover	APHA	APHA	166,555	12/3/18	12/5/2018	5.909	-985,839.04	Equity
APHRIA INC	Cover	APHA	APHA	26,405	12/3/18	12/5/2018	5.909	-156,291.19	Equity
APHRIA INC	Short	APHA	APHA	166,555	12/3/18	12/5/2018	6.4704	1,075,997.91	Equity
APHRIA INC	Cover	APHA	APHA	10,156	12/3/18	12/5/2018	5.909	-60,113.36	Equity
APHRIA INC	Reorganization	APHA CN	APHA CN	9,140	12/4/18	12/4/2018	8.523324		Equity
APHRIA INC	Reorganization	APHA CN	APHA CN	149,915	12/4/18	12/4/2018	8.523324		Equity
APHRIA INC	Reorganization	APHA CN	APHA CN	23,767	12/4/18	12/4/2018	8.523324		Equity
APHRIA INC	Sell	APHA CN	APHA CN	80,000	12/4/18	12/6/2018	6.5828	525,824.00	Equity
APHRIA INC	Sell	APHA	APHA	100,000	12/4/18	12/6/2018	4.8725	486,250.00	Equity
APHRIA INC	Buy	APHA	APHA	100,000	12/4/18	12/6/2018	4.8466	-485,660.00	Equity
APHRIA INC	Buy	APHA	APHA	193,611	12/4/18	12/6/2018	4.9541	-959,555.48	Equity
APHRIA INC	Buy	APHA CN	APHA CN	80,000	12/4/18	12/6/2018	5.9562	-477,296.00	Equity
APHRIA INC	Buy	APHA	APHA	100,000	12/4/18	12/6/2018	5.1881	-519,810.00	Equity
APHRIA INC	Buy	APHA	APHA	11,000	12/4/18	12/6/2018	4.4978	-49,519.80	Equity
APHRIA INC	Buy	APHA CN	APHA CN	50,000	12/5/18	12/7/2018	5.2396	-262,980.00	Equity
APHRIA INC	Buy	APHA CN	APHA CN	100,000	12/5/18	12/7/2018	4.81	-481,400.00	Equity
APHRIA INC	Sell	APHA CN	APHA CN	366,200	12/5/18	12/7/2018	5.1501	1,884,501.82	Equity
APHRIA INC	Buy	APHA CN	APHA CN	35,100	12/5/18	12/7/2018	4.9231	-172,952.06	Equity
APHRIA INC	Buy	APHA CN	APHA CN	32,000	12/5/18	12/7/2018	5.5908	-179,033.60	Equity
APHRIA INC	Buy	APHA CN	APHA CN	250,000	12/5/18	12/7/2018	5.2396	-1,314,900.00	Equity
APHRIA INC	Buy	APHA CN	APHA CN	50,000	12/5/18	12/7/2018	5.2396	-262,980.00	Equity
APHRIA INC	Buy	APHA CN	APHA CN	99,100	12/5/18	12/7/2018	4.76	-472,112.40	Equity
APHRIA INC	Buy	APHA CN	APHA CN	100,000	12/5/18	12/7/2018	5.2924	-529,640.00	Equity
APHRIA INC	Transfer By Lots	APHA CN	APHA CN	100,000	12/6/18	12/6/2018	5.2596		0 Equity
APHRIA INC	Buy	APHA	APHA	250,000	12/6/18	12/10/2018	4.7517	-1,190,425.00	Equity
APHRIA INC	Buy	APHA CN	APHA CN	105,800	12/6/18	12/10/2018	5.3131	-563,712.98	Equity
APHRIA INC	Sell	APHA CN	APHA CN	105,800	12/6/18	12/10/2018	6.245	659,134.00	Equity
APHRIA INC	Transfer By Lots	APHA CN	APHA CN	400,000	12/7/18	12/7/2018	5.2596		0 Equity

Name	Trans.Type	Ticker	Symbol	Quantity	Trade Date	Settle Date	Price	Total Consideration (Settle)	Sec.Type
APHRIA INC	Reorganization	APHA	APHA	554,611	12/7/18	12/7/2018	4.89		Equity
APHRIA INC	Transfer By Lots	APHA CN	APHA CN	50,000	12/7/18	12/7/2018	6.499299		0 Equity
APHRIA INC	Buy	APHA	APHA	100,000	12/7/18	12/11/2018	6.1656	-617,560.00	Equity
APHRIA INC	Buy	APHA CN	APHA CN	350,000	12/7/18	12/11/2018	7.8483	-2,748,305.00	Equity
APHRIA INC	Sell	APHA CN	APHA CN	25,000	12/7/18	12/11/2018	8.176	204,300.00	Equity
APHRIA INC	Buy	APHA CN	APHA CN	400,000	12/7/18	12/11/2018	8.092	-3,239,800.00	Equity
APHRIA INC	Sell	APHA	APHA	50,000	12/7/18	12/11/2018	6.0866	303,830.00	Equity
APHRIA INC	Sell	APHA CN	APHA CN	400,000	12/7/18	12/11/2018	8.1738	3,266,520.00	Equity
APHRIA INC	Sell	APHA	APHA	100,000	12/7/18	12/11/2018	6.0866	607,660.00	Equity
APHRIA INC	Buy	APHA	APHA	100,000	12/7/18	12/11/2018	6.1656	-617,560.00	Equity
APHRIA INC	Buy	APHA	APHA	550,000	12/7/18	12/11/2018	6.1656	-3,396,580.00	Equity
APHRIA INC	Sell	APHA	APHA	100,000	12/7/18	12/11/2018	6.0866	607,660.00	Equity
APHRIA INC	Reorganization	APHA CN	APHA CN	250,000	12/10/18	12/10/2018	6.74		Equity
APHRIA INC	Transfer By Lots	APHA	APHA	250,000	12/10/18	12/10/2018	Waiting...		0 Equity
APHRIA INC	Buy	APHA CN	APHA CN	220,000	12/10/18	12/12/2018	7.5195	-1,655,170.00	Equity
APHRIA INC	Buy	APHA CN	APHA CN	320,000	12/10/18	12/12/2018	7.5195	-2,407,520.00	Equity
APHRIA INC	Buy	APHA CN	APHA CN	660,000	12/10/18	12/12/2018	7.5195	-4,965,510.00	Equity
APHRIA INC	Transfer By Lots	APHA CN	APHA CN	250,000	12/11/18	12/11/2018	Waiting...		0 Equity
APHRIA INC	Sell	APHA CN	APHA CN	56,000	12/11/18	12/13/2018	7.9913	447,288.80	Equity
APHRIA INC	Sell	APHA CN	APHA CN	12,735	12/11/18	12/13/2018	8.3217	105,925.91	Equity
APHRIA INC	Sell	APHA CN	APHA CN	36,000	12/11/18	12/13/2018	7.9913	287,542.80	Equity
APHRIA INC	Sell	APHA CN	APHA CN	108,955	12/11/18	12/13/2018	8.3217	906,255.00	Equity
APHRIA INC	Sell	APHA CN	APHA CN	19,810	12/11/18	12/13/2018	8.3217	164,773.64	Equity
APHRIA INC	Sell	APHA CN	APHA CN	308,000	12/11/18	12/13/2018	7.9913	2,460,088.40	Equity
APHRIA INC	Sell	APHA	APHA	3,185	12/11/18	12/13/2018	6.17	19,619.34	Equity
APHRIA INC	Transfer By Lots	APHA CN	APHA CN	800,000	12/12/18	12/12/2018	5.2596		0 Equity
APHRIA INC	Transfer By Lots	APHA	APHA	250,000	12/12/18	12/12/2018	5.05930041		0 Equity
APHRIA INC	Transfer By Lots	APHA CN	APHA CN	300,000	12/12/18	12/12/2018	7.5235		0 Equity
APHRIA INC	Transfer By Lots	APHA	APHA	200,000	12/12/18	12/12/2018	Waiting...		0 Equity
APHRIA INC	Sell	APHA	APHA	150,000	12/12/18	12/14/2018	5.9926	898,278.31	Equity
APHRIA INC	Reorganization	APHA	APHA	146,815	12/13/18	12/13/2018	6.18		Equity
APHRIA INC	Transfer By Lots	APHA CN	APHA CN	140,000	12/13/18	12/13/2018	8.25339		0 Equity
APHRIA INC	Transfer By Lots	APHA CN	APHA CN	100,000	12/13/18	12/13/2018	7.5235		0 Equity
APHRIA INC	Buy	APHA	APHA	75,000	12/14/18	12/18/2018	5.484	-413,550.00	Equity
APHRIA INC	Buy	APHA	APHA	15,000	12/14/18	12/18/2018	5.484	-82,710.00	Equity
APHRIA INC	Buy	APHA	APHA	10,000	12/14/18	12/18/2018	5.484	-55,140.00	Equity
APHRIA INC	Buy	APHA	APHA	31,250	12/17/18	12/19/2018	5.4684	-171,012.50	Equity
APHRIA INC	Buy	APHA	APHA	127,000	12/17/18	12/19/2018	5.4684	-694,994.80	Equity
APHRIA INC	Buy	APHA	APHA	91,750	12/17/18	12/19/2018	5.4684	-502,092.70	Equity
APHRIA INC	Buy	APHA CN	APHA CN	18,750	12/17/18	12/19/2018	7.3314	-137,538.75	Equity
APHRIA INC	Buy	APHA CN	APHA CN	55,050	12/17/18	12/19/2018	7.3314	-403,813.77	Equity
APHRIA INC	Buy	APHA CN	APHA CN	76,200	12/17/18	12/19/2018	7.3314	-558,957.48	Equity
APHRIA INC	Sell	APHA CN	APHA CN	5,416	12/18/18	12/20/2018	8.1556	44,143.65	Equity
APHRIA INC	Buy	APHA CN	APHA CN	450,000	12/18/18	12/20/2018	7.6375	-3,438,675.00	Equity
APHRIA INC	Sell	APHA CN	APHA CN	150,000	12/18/18	12/20/2018	7.9999	1,198,485.00	Equity
APHRIA INC	Buy	APHA CN	APHA CN	150,000	12/18/18	12/20/2018	7.6711	-1,152,165.00	Equity
APHRIA INC	Sell	APHA CN	APHA CN	637,840	12/18/18	12/20/2018	8.0114	5,107,440.02	Equity
APHRIA INC	Sell	APHA CN	APHA CN	43,794	12/18/18	12/20/2018	8.0114	350,676.08	Equity
APHRIA INC	Sell	APHA CN	APHA CN	27,818	12/18/18	12/20/2018	8.1556	226,733.39	Equity
APHRIA INC	Sell	APHA CN	APHA CN	31,266	12/18/18	12/20/2018	8.0114	250,359.37	Equity
APHRIA INC	Sell	APHA CN	APHA CN	3,866	12/18/18	12/20/2018	8.1556	31,510.22	Equity
APHRIA INC	Reorganization	APHA	APHA	106,250	12/19/18	12/19/2018	5.5		Equity
APHRIA INC	Sell	APHA CN	APHA CN	22,040	12/19/18	12/21/2018	7.2945	160,682.62	Equity
APHRIA INC	Sell	APHA CN	APHA CN	15,080	12/19/18	12/21/2018	7.2945	109,940.74	Equity
APHRIA INC	Sell	APHA CN	APHA CN	78,880	12/19/18	12/21/2018	7.2945	575,074.64	Equity
APHRIA INC	Sell	APHA	APHA	72,000	12/20/18	12/24/2018	5.207	374,611.12	Equity
APHRIA INC	Sell	APHA	APHA	25,500	12/20/18	12/24/2018	5.207	132,674.77	Equity

Name	Trans.Type	Ticker	Symbol	Quantity	Trade Date	Settle Date	Price	Total Consideration (Settle)	Sec.Type
APHRIA INC	Sell	APHA	APHA	52,500	12/20/18	12/24/2018	5.207	273,153.94	Equity
APHRIA INC	Sell	APHA CN	APHA CN	34,000	12/21/18	12/27/2018	6.5068	221,061.20	Equity
APHRIA INC	Sell	APHA CN	APHA CN	6,500	12/21/18	12/27/2018	6.5068	42,261.70	Equity
APHRIA INC	Sell	APHA CN	APHA CN	150,000	12/21/18	12/27/2018	6.7927	1,017,405.00	Equity
APHRIA INC	Buy	APHA CN	APHA CN	150,000	12/21/18	12/27/2018	7.6711	-1,152,165.00	Equity
APHRIA INC	Sell	APHA	APHA	25,500	12/21/18	12/26/2018	4.8922	124,111.98	Equity
APHRIA INC	Sell	APHA CN	APHA CN	9,500	12/21/18	12/27/2018	6.5068	61,767.10	Equity
APHRIA INC	Sell	APHA	APHA	72,000	12/21/18	12/26/2018	4.8922	350,433.82	Equity
APHRIA INC	Sell	APHA	APHA	52,500	12/21/18	12/26/2018	4.8922	255,524.66	Equity
APHRIA INC	Buy	APHA	APHA	132,800	12/21/18	12/26/2018	5	-664,020.00	Equity
APHRIA INC	Sell	APHA CN	APHA CN	104,000	12/24/18	12/28/2018	6.712	697,632.00	Equity
APHRIA INC	Sell	APHA CN	APHA CN	13,000	12/24/18	12/28/2018	6.8351	88,791.30	Equity
APHRIA INC	Sell	APHA CN	APHA CN	390,369	12/24/18	12/28/2018	7.439	2,902,003.15	Equity
APHRIA INC	Sell	APHA CN	APHA CN	696,000	12/24/18	12/28/2018	6.712	4,668,768.00	Equity
APHRIA INC	Sell	APHA CN	APHA CN	87,000	12/24/18	12/28/2018	6.8351	594,218.70	Equity
APHRIA INC	Sell	APHA CN	APHA CN	58,331	12/24/18	12/28/2018	7.439	433,632.65	Equity
APHRIA INC	Sell	APHA CN	APHA CN	250,000	12/24/18	12/28/2018	7.5358	1,878,950.00	Equity
APHRIA INC	Sell	APHA	APHA	50,715	12/26/18	12/28/2018	5.8746	297,723.61	Equity
APHRIA INC	Sell	APHA	APHA	498,337	12/26/18	12/28/2018	5.8746	2,925,499.13	Equity
APHRIA INC	Sell	APHA	APHA	43,496	12/26/18	12/28/2018	5.8746	255,344.30	Equity
APHRIA INC	Buy	APHA	APHA	100,319	12/27/18	12/31/2018	6.7887	-682,038.79	Equity
APHRIA INC	Sell	APHA	APHA	100,319	12/27/18	12/31/2018	6.6474	665,857.33	Equity
APHRIA INC	Reorganization	APHA CN	APHA CN	46,746	12/28/18	12/28/2018	7.90424		Equity
APHRIA INC	Reorganization	APHA CN	APHA CN	52,715	12/28/18	12/28/2018	7.963197		Equity
APHRIA INC	Transfer By Lots	APHA	APHA	132,800	12/28/18	12/28/2018	Waiting...		0 Equity
APHRIA INC	Transfer By Lots	APHA CN	APHA CN	1,340,000	12/31/18	12/31/2018	5.2596		0 Equity
APHRIA INC	Transfer By Lots	APHA CN	APHA CN	67,294	12/31/18	12/31/2018	8.25339		0 Equity
APHRIA INC	Reorganization	APHA CN	APHA CN	99,337	12/31/18	12/31/2018	8.016659		Equity
APHRIA INC	Transfer By Lots	APHA	APHA	450,000	12/31/18	12/31/2018	Waiting...		0 Equity
APHRIA INC	Reorganization	APHA	APHA	132,800	12/31/18	12/31/2018	5		Equity
APHRIA INC	Cover	APHA CN	APHA CN	150,000	12/31/18	1/3/2019	8.1152	-1,217,880.00	Equity
APHRIA INC	Cover	APHA CN	APHA CN	62,500	12/31/18	1/3/2019	8.1152	-507,450.00	Equity
APHRIA INC	Buy	APHA	APHA	180,000	12/31/18	1/3/2019	5.869	-1,057,140.00	Equity
APHRIA INC	Buy	APHA	APHA	75,000	12/31/18	1/3/2019	5.869	-440,475.00	Equity
APHRIA INC	Cover	APHA CN	APHA CN	37,500	12/31/18	1/3/2019	8.1152	-304,470.00	Equity
APHRIA INC	Buy	APHA	APHA	45,000	12/31/18	1/3/2019	5.869	-264,285.00	Equity

TAB 2Y

This is **Exhibit “Y”** to the Affidavit of **Alexander Mulligan**,
sworn before me this **30th** day of **November, 2023**.

A handwritten signature in blue ink, appearing to read "Paul Kelly", written over a horizontal line.


A Commissioner for Taking Affidavits

LSO# 84488D

Name	Trans.Type	Ticker	Symbol	Quantity	Trade Date	Settle Date	Price	Total Consideration (Settle)	Sec.Type
RECONNAISSANCE ENERGY AFRICA	Short	RECO CN	RECO CN	112,500	5/26/21	5/28/2021	8.6905	976,106.25	Equity
RECONNAISSANCE ENERGY AFRICA	Short	RECO CN	RECO CN	37,500	5/26/21	5/28/2021	8.6905	325,368.75	Equity
RECONNAISSANCE ENERGY AFRICA	Short	RECO CN	RECO CN	42,675	5/27/21	5/31/2021	8.4961	361,973.62	Equity
RECONNAISSANCE ENERGY AFRICA	Short	RECO CN	RECO CN	128,025	5/27/21	5/31/2021	8.4961	1,085,920.85	Equity
RECONNAISSANCE ENERGY AFRICA	Short	RECO CN	RECO CN	25,975	5/28/21	6/1/2021	8.5098	220,678.41	Equity
RECONNAISSANCE ENERGY AFRICA	Short	RECO CN	RECO CN	77,925	5/28/21	6/1/2021	8.5098	662,035.22	Equity
RECONNAISSANCE ENERGY AFRICA	Short	RECO CN	RECO CN	4,725	6/1/21	6/3/2021	8.4645	39,975.86	Equity
RECONNAISSANCE ENERGY AFRICA	Short	RECO CN	RECO CN	14,175	6/1/21	6/3/2021	8.4645	119,927.59	Equity
RECONNAISSANCE ENERGY AFRICA	Short	RECO CN	RECO CN	47,650	6/1/21	6/3/2021	8.2964	394,656.36	Equity
RECONNAISSANCE ENERGY AFRICA	Short	RECO CN	RECO CN	142,950	6/1/21	6/3/2021	8.2964	1,183,969.08	Equity
RECONNAISSANCE ENERGY AFRICA	SL Fee	RECO CN	RECO CN	5,840.72	6/1/21	6/1/2021	1	-5,840.72	Equity
RECONNAISSANCE ENERGY AFRICA	SL Fee	RECO CN	RECO CN	5,089.56	6/1/21	6/1/2021	1	-5,089.56	Equity
RECONNAISSANCE ENERGY AFRICA	Short	RECO CN	RECO CN	58,050	6/2/21	6/4/2021	8.156	472,643.10	Equity
RECONNAISSANCE ENERGY AFRICA	Short	RECO CN	RECO CN	19,350	6/2/21	6/4/2021	8.156	157,547.70	Equity
RECONNAISSANCE ENERGY AFRICA	Short	RECO CN	RECO CN	18,750	6/3/21	6/7/2021	10.1972	191,103.75	Equity
RECONNAISSANCE ENERGY AFRICA	Short	RECO CN	RECO CN	56,250	6/3/21	6/7/2021	10.1972	573,311.25	Equity
RECONNAISSANCE ENERGY AFRICA	Short	RECO CN	RECO CN	23,950	6/3/21	6/7/2021	10.1972	244,103.19	Equity
RECONNAISSANCE ENERGY AFRICA	Short	RECO CN	RECO CN	71,850	6/3/21	6/7/2021	10.1972	732,309.57	Equity
RECONNAISSANCE ENERGY AFRICA	SL Fee	RECO CN	RECO CN	528.82	6/9/21	6/9/2021	1	-528.82	Equity
RECONNAISSANCE ENERGY AFRICA	SL Fee	RECO CN	RECO CN	2,115.30	6/9/21	6/9/2021	1	-2,115.30	Equity
RECONNAISSANCE ENERGY AFRICA	Short	RECO CN	RECO CN	8,150	6/24/21	6/28/2021	13.1079	106,788.64	Equity
RECONNAISSANCE ENERGY AFRICA	Cover	RECO CN	RECO CN	23,450	6/24/21	6/28/2021	12.2826	-288,144.22	Equity
RECONNAISSANCE ENERGY AFRICA	Short	RECO CN	RECO CN	3,900	6/24/21	6/28/2021	13.3189	51,924.21	Equity
RECONNAISSANCE ENERGY AFRICA	Short	RECO CN	RECO CN	24,450	6/24/21	6/28/2021	13.1079	320,365.91	Equity
RECONNAISSANCE ENERGY AFRICA	Cover	RECO CN	RECO CN	70,350	6/24/21	6/28/2021	12.2826	-864,432.66	Equity
RECONNAISSANCE ENERGY AFRICA	Short	RECO CN	RECO CN	1,300	6/24/21	6/28/2021	13.3189	17,307.07	Equity
RECONNAISSANCE ENERGY AFRICA	Short	RECO CN	RECO CN	4,525	6/25/21	6/29/2021	11.9305	53,962.89	Equity
RECONNAISSANCE ENERGY AFRICA	Short	RECO CN	RECO CN	13,575	6/25/21	6/29/2021	11.9305	161,888.66	Equity
RECONNAISSANCE ENERGY AFRICA	Short	RECO CN	RECO CN	26,250	6/28/21	6/30/2021	11.1217	291,813.38	Equity
RECONNAISSANCE ENERGY AFRICA	Short	RECO CN	RECO CN	8,750	6/28/21	6/30/2021	11.1217	97,271.13	Equity
RECONNAISSANCE ENERGY AFRICA	SL Fee	RECO CN	RECO CN	55,348.83	7/1/21	7/1/2021	1	-55,348.83	Equity
RECONNAISSANCE ENERGY AFRICA	SL Fee	RECO CN	RECO CN	323.44	7/1/21	7/1/2021	1	-323.44	Equity
RECONNAISSANCE ENERGY AFRICA	SL Fee	RECO CN	RECO CN	7,741.43	7/1/21	7/1/2021	1	-7,741.43	Equity
RECONNAISSANCE ENERGY AFRICA	SL Fee	RECO CN	RECO CN	6,650.90	7/12/21	7/12/2021	1	-6,650.90	Equity
RECONNAISSANCE ENERGY AFRICA	SL Fee	RECO CN	RECO CN	13,404.56	7/12/21	7/12/2021	1	-13,404.56	Equity
RECONNAISSANCE ENERGY AFRICA	SL Fee	RECO CN	RECO CN	103.79	7/12/21	7/12/2021	1	-103.79	Equity
RECONNAISSANCE ENERGY AFRICA	SL Fee	RECO CN	RECO CN	1,097.32	7/12/21	7/12/2021	1	-1,097.32	Equity
RECONNAISSANCE ENERGY AFRICA	SL Fee	RECO CN	RECO CN	15,847.62	7/12/21	7/12/2021	1	-15,847.62	Equity
RECONNAISSANCE ENERGY AFRICA	SL Fee	RECO CN	RECO CN	26,333.09	7/12/21	7/12/2021	1	-26,333.09	Equity
RECONNAISSANCE ENERGY AFRICA	SL Fee	RECO CN	RECO CN	5,431.59	7/12/21	7/12/2021	1	-5,431.59	Equity
RECONNAISSANCE ENERGY AFRICA	SL Fee	RECO CN	RECO CN	599.94	7/12/21	7/12/2021	1	-599.94	Equity

TAB 2Z

This is **Exhibit “Z”** to the Affidavit of **Alexander Mulligan**,
sworn before me this **30th** day of **November, 2023**.

A handwritten signature in blue ink, appearing to read "Paul Kelly", written over a horizontal line.

A Commissioner for Taking Affidavits

LSO# 84488D

Name	Trans.Type	Ticker	Symbol	Quantity	Trade Date	Settle Date	Price	Total Consideration (Settle)	Sec.Type
HEXO CORP	Short	HEXO CN	HEXO CN	60999	6/27/19	7/2/2019	7.08	431628.92	Equity
HEXO CORP	Short	HEXO CN	HEXO CN	2171	6/27/19	7/2/2019	7.08	15340.29	Equity
HEXO CORP	Short	HEXO CN	HEXO CN	19000	6/27/19	7/2/2019	7.08	134444	Equity
HEXO CORP	Short	HEXO CN	HEXO CN	19000	6/27/19	7/2/2019	7.12	134995	Equity
HEXO CORP	Short	HEXO CN	HEXO CN	61001	6/27/19	7/2/2019	7.12	433412.1	Equity
HEXO CORP	Short	HEXO CN	HEXO CN	3439	6/27/19	7/2/2019	7.08	24299.97	Equity
HEXO CORP	Short	HEXO CN	HEXO CN	8001	6/27/19	7/2/2019	7.12	56847.1	Equity
HEXO CORP	Short	HEXO CN	HEXO CN	11040	6/27/19	7/2/2019	7.08	78008.64	Equity
HEXO CORP	Short	HEXO CN	HEXO CN	11998	6/27/19	7/2/2019	7.08	84897.85	Equity
HEXO CORP	Short	HEXO CN	HEXO CN	1450	6/27/19	7/2/2019	7.08	10245.7	Equity
HEXO CORP	Short	HEXO CN	HEXO CN	11998	6/27/19	7/2/2019	7.12	85245.79	Equity
HEXO CORP	Short	HEXO CN	HEXO CN	8003	6/27/19	7/2/2019	7.08	56629.23	Equity
HEXO CORP	SL Fee	HEXO CN	HEXO CN	3360.35	7/1/19	7/1/2019	1	-3360.35	Equity
HEXO CORP	SL Fee	HEXO CN	HEXO CN	18093.06	7/10/19	7/10/2019	1	-18093.06	Equity
HEXO CORP	SL Fee	HEXO	HEXO	1334.08	7/10/19	7/10/2019	1	-1334.08	Equity
HEXO CORP	SL Fee	HEXO CN	HEXO CN	90039.66	7/10/19	7/10/2019	1	-90039.66	Equity
HEXO CORP	SL Fee	HEXO	HEXO	6086.06	7/10/19	7/10/2019	1	-6086.06	Equity
HEXO CORP	SL Fee	HEXO CN	HEXO CN	21527.58	7/10/19	7/10/2019	1	-21527.58	Equity
HEXO CORP	SL Fee	HEXO CN	HEXO CN	14588.53	7/10/19	7/10/2019	1	-14588.53	Equity
HEXO CORP	SL Fee	HEXO CN	HEXO CN	12058.72	7/16/19	7/16/2019	1	-12058.72	Equity
HEXO CORP	Short	HEXO CN	HEXO CN	199580	7/24/19	7/26/2019	5.7354	1141877.01	Equity
HEXO CORP	Short	HEXO CN	HEXO CN	57984	7/24/19	7/26/2019	5.7354	331749.66	Equity
HEXO CORP	Short	HEXO CN	HEXO CN	38067	7/24/19	7/26/2019	5.7354	217796.53	Equity
HEXO CORP	Short	HEXO CN	HEXO CN	32027	7/24/19	7/26/2019	5.7354	183239.28	Equity
HEXO CORP	Short	HEXO CN	HEXO CN	50000	7/26/19	7/30/2019	5.2608	262540	Equity
HEXO CORP	Short	HEXO CN	HEXO CN	150000	7/26/19	7/30/2019	5.2608	787620	Equity
HEXO CORP	Short	HEXO	HEXO	51045	7/29/19	7/31/2019	3.9107	199515.45	Equity
HEXO CORP	Short	HEXO CN	HEXO CN	500000	7/29/19	7/31/2019	5.5067	2748350	Equity
HEXO CORP	Short	HEXO CN	HEXO CN	150000	7/29/19	7/31/2019	5.5067	824505	Equity
HEXO CORP	Short	HEXO CN	HEXO CN	600000	7/29/19	7/31/2019	5.0667	3032520	Equity
HEXO CORP	Short	HEXO CN	HEXO CN	250000	7/29/19	7/31/2019	5.3244	1330100	Equity
HEXO CORP	Short	HEXO CN	HEXO CN	261402	7/29/19	7/31/2019	5.084	1326353.75	Equity
HEXO CORP	Cover	HEXO	HEXO	51045	7/29/19	7/31/2019	3.805	-194328.32	Equity
HEXO CORP	Cover	HEXO CN	HEXO CN	14600	7/29/19	7/31/2019	5.1595	-75387.1	Equity
HEXO CORP	Short	HEXO CN	HEXO CN	1169700	7/29/19	7/31/2019	5.3093	6195666.96	Equity
HEXO CORP	Cover	HEXO CN	HEXO CN	50000	7/29/19	7/31/2019	5.62475	-281237.5	Equity
HEXO CORP	Cover	HEXO CN	HEXO CN	128100	7/29/19	7/31/2019	5.3299	-683400.69	Equity
HEXO CORP	Cover	HEXO CN	HEXO CN	25000	7/29/19	7/31/2019	5.2871	-132427.5	Equity
HEXO CORP	Cover	HEXO CN	HEXO CN	75000	7/29/19	7/31/2019	5.2871	-397282.5	Equity
HEXO CORP	Cover	HEXO CN	HEXO CN	200000	7/29/19	7/31/2019	5.2871	-1059420	Equity
HEXO CORP	Buy	HEXO CN	HEXO CN	50000	7/29/19	7/31/2019	5.2871	-264855	Equity
HEXO CORP	Cover	HEXO CN	HEXO CN	250000	7/29/19	7/31/2019	5.6614	-1418475	Equity
HEXO CORP	Short	HEXO CN	HEXO CN	250000	7/29/19	7/31/2019	5.3	1321875	Equity
HEXO CORP	Cover	HEXO CN	HEXO CN	50000	7/29/19	7/31/2019	5.2871	-264855	Equity
HEXO CORP	Cover	HEXO	HEXO	8710	7/30/19	8/1/2019	4.1485	-36150.86	Equity
HEXO CORP	Short	HEXO CN	HEXO CN	100000	7/30/19	8/1/2019	5.5096	549560	Equity
HEXO CORP	Cover	HEXO CN	HEXO CN	100000	7/30/19	8/1/2019	5.51	-552400	Equity
HEXO CORP	Sell	HEXO CN	HEXO CN	750000	7/30/19	8/2/2019	5.3	3965625	Equity
HEXO CORP	Cover	HEXO CN	HEXO CN	50000	7/30/19	8/1/2019	5.4487	-272435	Equity
HEXO CORP	Cover	HEXO CN	HEXO CN	250000	7/31/19	8/2/2019	5.54	-1388750	Equity
HEXO CORP	Cover	HEXO CN	HEXO CN	200000	7/31/19	8/2/2019	5.54	-1110800	Equity
HEXO CORP	Short	HEXO CN	HEXO CN	650000	7/31/19	8/2/2019	5.5096	3572140	Equity
HEXO CORP	Cover	HEXO CN	HEXO CN	50000	7/31/19	8/2/2019	5.5589	-278145	Equity
HEXO CORP	Short	HEXO CN	HEXO CN	5000	7/31/19	8/2/2019	5.54	27675	Equity
HEXO CORP	Cover	HEXO CN	HEXO CN	50000	8/1/19	8/6/2019	5.2958	-264990	Equity
HEXO CORP	Cover	HEXO CN	HEXO CN	14195	8/1/19	8/6/2019	5.33	-75872.28	Equity
HEXO CORP	Cover	HEXO CN	HEXO CN	193228	8/1/19	8/6/2019	5.33	-1032803.66	Equity
HEXO CORP	Cover	HEXO CN	HEXO CN	3505	8/1/19	8/6/2019	5.33	-18734.23	Equity
HEXO CORP	Cover	HEXO CN	HEXO CN	23367	8/1/19	8/6/2019	5.33	-124896.62	Equity
HEXO CORP	Cover	HEXO CN	HEXO CN	14538	8/1/19	8/6/2019	5.33	-77705.61	Equity
HEXO CORP	Cover	HEXO CN	HEXO CN	1167	8/1/19	8/6/2019	5.33	-6237.62	Equity
HEXO CORP	SL Fee	HEXO CN	HEXO CN	7244.05	8/1/19	8/1/2019	1	-7244.05	Equity
HEXO CORP	Cover	HEXO CN	HEXO CN	300000	8/2/19	8/7/2019	5.6974	-1710420	Equity
HEXO CORP	Transfer By Lots	HEXO CN	HEXO CN	45000	8/2/19	8/2/2019	Waiting...	0	Equity
HEXO CORP	Cover	HEXO	HEXO	150000	8/5/19	8/7/2019	4.1885	-628500	Equity


Name	Trans.Type	Ticker	Symbol	Quantity	Trade Date	Settle Date	Price	Total Consideration (Settle)	Sec.Type
HEXO CORP	Transfer By Lots	HEXO CN	HEXO CN	53000	8/5/19	8/5/2019	Waiting...	0	Equity
HEXO CORP	Transfer By Lots	HEXO CN	HEXO CN	28000	8/5/19	8/5/2019	Waiting...	0	Equity
HEXO CORP	Cover	HEXO CN	HEXO CN	718	8/6/19	8/8/2019	5.68	-4092.6	Equity
HEXO CORP	Cover	HEXO CN	HEXO CN	2156	8/6/19	8/8/2019	5.68	-12289.2	Equity
HEXO CORP	Cover	HEXO CN	HEXO CN	115075	8/6/19	8/8/2019	5.68	-655927.5	Equity
HEXO CORP	Cover	HEXO CN	HEXO CN	8732	8/6/19	8/8/2019	5.68	-49772.4	Equity
HEXO CORP	Cover	HEXO CN	HEXO CN	8944	8/6/19	8/8/2019	5.68	-50980.8	Equity
HEXO CORP	Cover	HEXO CN	HEXO CN	14375	8/6/19	8/8/2019	5.68	-81937.5	Equity
HEXO CORP	Cover	HEXO CN	HEXO CN	11423	8/7/19	8/9/2019	5.7345	-65562.31	Equity
HEXO CORP	Cover	HEXO CN	HEXO CN	91446	8/7/19	8/9/2019	5.7345	-524854.32	Equity
HEXO CORP	Cover	HEXO CN	HEXO CN	7107	8/7/19	8/9/2019	5.7345	-40790.63	Equity
HEXO CORP	Cover	HEXO CN	HEXO CN	76716	8/7/19	8/9/2019	5.75	-442191.02	Equity
HEXO CORP	Cover	HEXO CN	HEXO CN	1440	8/7/19	8/9/2019	5.75	-8300.16	Equity
HEXO CORP	Cover	HEXO CN	HEXO CN	5962	8/7/19	8/9/2019	5.75	-34364.97	Equity
HEXO CORP	Cover	HEXO CN	HEXO CN	478	8/7/19	8/9/2019	5.75	-2755.19	Equity
HEXO CORP	Cover	HEXO CN	HEXO CN	1715	8/7/19	8/9/2019	5.7345	-9843.24	Equity
HEXO CORP	Cover	HEXO CN	HEXO CN	570	8/7/19	8/9/2019	5.7345	-3271.52	Equity
HEXO CORP	Cover	HEXO CN	HEXO CN	9583	8/7/19	8/9/2019	5.75	-55236.41	Equity
HEXO CORP	Cover	HEXO CN	HEXO CN	6939	8/7/19	8/9/2019	5.7345	-39826.39	Equity
HEXO CORP	Short	HEXO CN	HEXO CN	8000	8/7/19	8/9/2019	5.76	46040	Equity
HEXO CORP	Cover	HEXO CN	HEXO CN	5821	8/7/19	8/9/2019	5.75	-33552.24	Equity
HEXO CORP	Short	HEXO CN	HEXO CN	1292	8/8/19	8/12/2019	5.98	7708.07	Equity
HEXO CORP	Short	HEXO CN	HEXO CN	430	8/8/19	8/12/2019	5.98	2565.38	Equity
HEXO CORP	Cover	HEXO CN	HEXO CN	12744	8/8/19	8/12/2019	5.9672	-76224.41	Equity
HEXO CORP	Short	HEXO CN	HEXO CN	3252	8/8/19	8/12/2019	6.0751	19743.22	Equity
HEXO CORP	Short	HEXO CN	HEXO CN	8610	8/8/19	8/12/2019	5.98	51367.26	Equity
HEXO CORP	Short	HEXO CN	HEXO CN	28476	8/8/19	8/12/2019	5.9802	170149.8	Equity
HEXO CORP	Cover	HEXO	HEXO	225	8/8/19	8/12/2019	4.4776	-1007.91	Equity
HEXO CORP	Short	HEXO CN	HEXO CN	6096	8/8/19	8/12/2019	5.9857	36458.35	Equity
HEXO CORP	Short	HEXO CN	HEXO CN	177	8/8/19	8/12/2019	5.9802	1057.61	Equity
HEXO CORP	Short	HEXO CN	HEXO CN	1506	8/8/19	8/12/2019	5.9857	9006.93	Equity
HEXO CORP	Short	HEXO CN	HEXO CN	26097	8/8/19	8/12/2019	6.0751	158437.5	Equity
HEXO CORP	Cover	HEXO	HEXO	372	8/8/19	8/12/2019	4.4776	-1666.41	Equity
HEXO CORP	Short	HEXO CN	HEXO CN	2208	8/8/19	8/12/2019	5.9802	13193.24	Equity
HEXO CORP	Cover	HEXO CN	HEXO CN	1023	8/8/19	8/12/2019	5.9672	-6118.77	Equity
HEXO CORP	Cover	HEXO CN	HEXO CN	76757	8/8/19	8/12/2019	5.9582	-458868.7	Equity
HEXO CORP	Cover	HEXO	HEXO	231	8/8/19	8/12/2019	4.4776	-1034.79	Equity
HEXO CORP	Cover	HEXO CN	HEXO CN	9566	8/8/19	8/12/2019	5.9582	-57187.46	Equity
HEXO CORP	Cover	HEXO CN	HEXO CN	41137	8/8/19	8/12/2019	6	-247233.37	Equity
HEXO CORP	Short	HEXO CN	HEXO CN	501	8/8/19	8/12/2019	5.9857	2996.33	Equity
HEXO CORP	Cover	HEXO CN	HEXO CN	5952	8/8/19	8/12/2019	5.9582	-35582.25	Equity
HEXO CORP	Cover	HEXO CN	HEXO CN	164336	8/8/19	8/12/2019	5.9672	-982926.48	Equity
HEXO CORP	Short	HEXO CN	HEXO CN	1976	8/8/19	8/12/2019	6.0751	11996.49	Equity
HEXO CORP	Short	HEXO CN	HEXO CN	2023	8/8/19	8/12/2019	6.0751	12281.84	Equity
HEXO CORP	Short	HEXO CN	HEXO CN	5230	8/8/19	8/12/2019	5.98	31202.18	Equity
HEXO CORP	Short	HEXO CN	HEXO CN	69081	8/8/19	8/12/2019	5.98	412137.25	Equity
HEXO CORP	Short	HEXO CN	HEXO CN	80518	8/8/19	8/12/2019	5.9857	481554	Equity
HEXO CORP	Short	HEXO CN	HEXO CN	490	8/8/19	8/12/2019	6.0751	2969.3	Equity
HEXO CORP	Cover	HEXO	HEXO	2991	8/8/19	8/12/2019	4.4776	-13398.48	Equity
HEXO CORP	Short	HEXO CN	HEXO CN	534	8/8/19	8/12/2019	5.9802	3190.76	Equity
HEXO CORP	Cover	HEXO CN	HEXO CN	1436	8/8/19	8/12/2019	5.9582	-8584.7	Equity
HEXO CORP	Cover	HEXO CN	HEXO CN	25595	8/8/19	8/12/2019	6	-153825.95	Equity
HEXO CORP	Cover	HEXO	HEXO	18	8/8/19	8/12/2019	4.4776	-80.63	Equity
HEXO CORP	Short	HEXO CN	HEXO CN	2156	8/8/19	8/12/2019	5.9802	12882.53	Equity
HEXO CORP	Cover	HEXO CN	HEXO CN	5811	8/8/19	8/12/2019	5.9582	-34739.32	Equity
HEXO CORP	Short	HEXO CN	HEXO CN	162	8/8/19	8/12/2019	6.0751	976.67	Equity
HEXO CORP	Cover	HEXO CN	HEXO CN	24991	8/8/19	8/12/2019	6	-150195.91	Equity
HEXO CORP	Cover	HEXO CN	HEXO CN	478	8/8/19	8/12/2019	5.9582	-2857.58	Equity
HEXO CORP	Cover	HEXO CN	HEXO CN	6167	8/8/19	8/12/2019	6	-37063.67	Equity
HEXO CORP	Short	HEXO CN	HEXO CN	6244	8/8/19	8/12/2019	5.9857	37343.49	Equity
HEXO CORP	Cover	HEXO CN	HEXO CN	330055	8/8/19	8/12/2019	6	-1983630.55	Equity
HEXO CORP	Cover	HEXO CN	HEXO CN	12443	8/8/19	8/12/2019	5.9672	-74424.07	Equity
HEXO CORP	Cover	HEXO	HEXO	63	8/8/19	8/12/2019	4.4776	-282.21	Equity
HEXO CORP	Cover	HEXO CN	HEXO CN	150000	8/8/19	8/12/2019	6	-901500	Equity
HEXO CORP	Short	HEXO CN	HEXO CN	10035	8/8/19	8/12/2019	5.9857	60016.32	Equity

Name	Trans.Type	Ticker	Symbol	Quantity	Trade Date	Settle Date	Price	Total Consideration (Settle)	Sec.Type
HEXO CORP	Short	HEXO CN	HEXO CN	3549	8/8/19	8/12/2019	5.9802	21205.98	Equity
HEXO CORP	Short	HEXO CN	HEXO CN	5357	8/8/19	8/12/2019	5.98	31959.86	Equity
HEXO CORP	Cover	HEXO CN	HEXO CN	2055	8/8/19	8/12/2019	6	-12350.55	Equity
HEXO CORP	Cover	HEXO CN	HEXO CN	20482	8/8/19	8/12/2019	5.9672	-122506.94	Equity
HEXO CORP	Cover	HEXO CN	HEXO CN	3072	8/8/19	8/12/2019	5.9672	-18374.25	Equity
HEXO CORP	Cover	HEXO CN	HEXO CN	150000	8/9/19	8/13/2019	5.9164	-888060	Equity
HEXO CORP	Cover	HEXO CN	HEXO CN	230271	8/9/19	8/13/2019	5.8641	-1353786.24	Equity
HEXO CORP	Cover	HEXO CN	HEXO CN	4303	8/9/19	8/13/2019	5.8641	-25297.77	Equity
HEXO CORP	Cover	HEXO CN	HEXO CN	17435	8/9/19	8/13/2019	5.8641	-102502.11	Equity
HEXO CORP	Cover	HEXO CN	HEXO CN	1434	8/9/19	8/13/2019	5.8641	-8430.63	Equity
HEXO CORP	Cover	HEXO CN	HEXO CN	17857	8/9/19	8/13/2019	5.8641	-104983.09	Equity
HEXO CORP	Cover	HEXO CN	HEXO CN	28700	8/9/19	8/13/2019	5.8641	-168730.17	Equity
HEXO CORP	Cover	HEXO CN	HEXO CN	75	8/12/19	8/14/2019	5.97	-455.25	Equity
HEXO CORP	Buy	HEXO	HEXO	4100	8/12/19	8/14/2019	4.5499	-18695.59	Equity
HEXO CORP	Cover	HEXO CN	HEXO CN	9	8/12/19	8/14/2019	5.97	-61.23	Equity
HEXO CORP	Cover	HEXO	HEXO	576	8/12/19	8/14/2019	4.5641	-2630.07	Equity
HEXO CORP	Cover	HEXO	HEXO	192	8/12/19	8/14/2019	4.5641	-876.69	Equity
HEXO CORP	Cover	HEXO	HEXO	7104	8/12/19	8/14/2019	4.5641	-32437.57	Equity
HEXO CORP	Cover	HEXO	HEXO	96	8/12/19	8/14/2019	4.5641	-438.35	Equity
HEXO CORP	Cover	HEXO CN	HEXO CN	4	8/12/19	8/14/2019	5.97	-31.38	Equity
HEXO CORP	Cover	HEXO	HEXO	41000	8/12/19	8/14/2019	4.5499	-186955.9	Equity
HEXO CORP	Cover	HEXO	HEXO	19583	8/12/19	8/14/2019	4.5499	-89296.52	Equity
HEXO CORP	Buy	HEXO	HEXO	24600	8/12/19	8/14/2019	4.5499	-112173.54	Equity
HEXO CORP	Buy	HEXO	HEXO	9117	8/12/19	8/14/2019	4.5499	-41572.61	Equity
HEXO CORP	Cover	HEXO	HEXO	672	8/12/19	8/14/2019	4.5641	-3068.42	Equity
HEXO CORP	Buy	HEXO	HEXO	8200	8/12/19	8/14/2019	4.5499	-37391.18	Equity
HEXO CORP	Buy	HEXO	HEXO	303400	8/12/19	8/14/2019	4.5499	-1383473.66	Equity
HEXO CORP	Cover	HEXO CN	HEXO CN	6	8/12/19	8/14/2019	5.97	-43.32	Equity
HEXO CORP	Cover	HEXO CN	HEXO CN	6	8/12/19	8/14/2019	5.97	-43.32	Equity
HEXO CORP	Cover	HEXO	HEXO	960	8/12/19	8/14/2019	4.5641	-4383.46	Equity
HEXO CORP	Reorganization	HEXO	HEXO	63	8/12/19	8/12/2019	4.4796		Equity
HEXO CORP	Reorganization	HEXO	HEXO	152991	8/12/19	8/12/2019	4.2089		Equity
HEXO CORP	Reorganization	HEXO	HEXO	18	8/12/19	8/12/2019	4.4796		Equity
HEXO CORP	Reorganization	HEXO CN	HEXO CN	225	8/12/19	8/12/2019	5.93188632		Equity
HEXO CORP	Transfer By Lots	HEXO CN	HEXO CN	75000	8/12/19	8/12/2019	Waiting...		0 Equity
HEXO CORP	Transfer By Lots	HEXO CN	HEXO CN	50000	8/12/19	8/12/2019	Waiting...		0 Equity
HEXO CORP	SL Fee	HEXO CN	HEXO CN	15525.89	8/12/19	8/12/2019	1	-15525.89	Equity
HEXO CORP	SL Fee	HEXO CN	HEXO CN	15944.06	8/12/19	8/12/2019	1	-15944.06	Equity
HEXO CORP	SL Fee	HEXO CN	HEXO CN	1261.04	8/12/19	8/12/2019	1	-1261.04	Equity
HEXO CORP	SL Fee	HEXO	HEXO	5979.71	8/12/19	8/12/2019	1	-5979.71	Equity
HEXO CORP	SL Fee	HEXO CN	HEXO CN	96009.46	8/12/19	8/12/2019	1	-96009.46	Equity
HEXO CORP	SL Fee	HEXO CN	HEXO CN	417.17	8/12/19	8/12/2019	1	-417.17	Equity
HEXO CORP	SL Fee	HEXO	HEXO	883.01	8/12/19	8/12/2019	1	-883.01	Equity
HEXO CORP	SL Fee	HEXO CN	HEXO CN	13804.06	8/12/19	8/12/2019	1	-13804.06	Equity
HEXO CORP	Reorganization	HEXO	HEXO	8392	8/13/19	8/13/2019	4.56		Equity
HEXO CORP	Reorganization	HEXO	HEXO	4196	8/13/19	8/13/2019	4.56		Equity
HEXO CORP	Reorganization	HEXO	HEXO	25176	8/13/19	8/13/2019	4.56		Equity
HEXO CORP	Reorganization	HEXO	HEXO	310504	8/13/19	8/13/2019	4.56		Equity
HEXO CORP	Reorganization	HEXO	HEXO	9117	8/13/19	8/13/2019	4.5599		Equity
HEXO CORP	SL Fee	HEXO CN	HEXO CN	9595.79	8/13/19	8/13/2019	1	-9595.79	Equity
HEXO CORP	Short	HEXO CN	HEXO CN	650	8/14/19	8/16/2019	6.1373	3986	Equity
HEXO CORP	Short	HEXO CN	HEXO CN	10095	8/14/19	8/16/2019	6.1373	61905.57	Equity
HEXO CORP	Cover	HEXO CN	HEXO CN	20640	8/14/19	8/16/2019	6.2425	-129134.16	Equity
HEXO CORP	Cover	HEXO CN	HEXO CN	320480	8/14/19	8/16/2019	6.2425	-2005083.12	Equity
HEXO CORP	Cover	HEXO CN	HEXO CN	18600	8/14/19	8/16/2019	6.2425	-116370.9	Equity
HEXO CORP	Cover	HEXO CN	HEXO CN	25800	8/14/19	8/16/2019	6.13	-158670	Equity
HEXO CORP	Cover	HEXO CN	HEXO CN	5500	8/14/19	8/16/2019	6.13	-33825	Equity
HEXO CORP	Short	HEXO CN	HEXO CN	585	8/14/19	8/16/2019	6.1373	3587.4	Equity
HEXO CORP	Cover	HEXO CN	HEXO CN	4041	8/14/19	8/16/2019	6.2565	-25298.68	Equity
HEXO CORP	Short	HEXO CN	HEXO CN	42	8/14/19	8/16/2019	6.1373	257.56	Equity
HEXO CORP	Cover	HEXO CN	HEXO CN	400600	8/14/19	8/16/2019	6.13	-2463690	Equity
HEXO CORP	Short	HEXO CN	HEXO CN	1088	8/14/19	8/16/2019	6.1373	6671.94	Equity
HEXO CORP	Cover	HEXO CN	HEXO CN	4400	8/14/19	8/16/2019	6.2425	-27528.6	Equity
HEXO CORP	Cover	HEXO CN	HEXO CN	62732	8/14/19	8/16/2019	6.2565	-392733.69	Equity
HEXO CORP	Cover	HEXO CN	HEXO CN	23250	8/14/19	8/16/2019	6.13	-142987.5	Equity

Name	Trans.Type	Ticker	Symbol	Quantity	Trade Date	Settle Date	Price	Total Consideration (Settle)	Sec.Type
HEXO CORP	Cover	HEXO CN	HEXO CN	3641	8/14/19	8/16/2019	6.2565	-22794.48	Equity
HEXO CORP	Cover	HEXO CN	HEXO CN	258	8/14/19	8/16/2019	6.2565	-1621.68	Equity
HEXO CORP	Cover	HEXO CN	HEXO CN	1650	8/14/19	8/16/2019	6.13	-10147.5	Equity
HEXO CORP	Cover	HEXO CN	HEXO CN	34560	8/14/19	8/16/2019	6.2425	-216224.64	Equity
HEXO CORP	Cover	HEXO CN	HEXO CN	43200	8/14/19	8/16/2019	6.13	-265680	Equity
HEXO CORP	Cover	HEXO CN	HEXO CN	6766	8/14/19	8/16/2019	6.2565	-42358.54	Equity
HEXO CORP	Short	HEXO CN	HEXO CN	140	8/14/19	8/16/2019	6.1373	858.52	Equity
HEXO CORP	Cover	HEXO CN	HEXO CN	1320	8/14/19	8/16/2019	6.2425	-8258.58	Equity
HEXO CORP	Cover	HEXO CN	HEXO CN	862	8/14/19	8/16/2019	6.2565	-5400.6	Equity
HEXO CORP	Transfer By Lots	HEXO CN	HEXO CN	250000	8/14/19	8/14/2019	Waiting...	0	Equity
HEXO CORP	Cover	HEXO CN	HEXO CN	1054	8/19/19	8/21/2019	5.73	-6046.92	Equity
HEXO CORP	Cover	HEXO CN	HEXO CN	80100	8/19/19	8/21/2019	5.73	-460094.4	Equity
HEXO CORP	Cover	HEXO CN	HEXO CN	2283	8/19/19	8/21/2019	5.7461	-13129.76	Equity
HEXO CORP	Cover	HEXO CN	HEXO CN	133	8/19/19	8/21/2019	5.73	-769.59	Equity
HEXO CORP	Cover	HEXO CN	HEXO CN	4238	8/19/19	8/21/2019	5.7461	-24373.16	Equity
HEXO CORP	Cover	HEXO CN	HEXO CN	567	8/19/19	8/21/2019	5.73	-3256.41	Equity
HEXO CORP	Cover	HEXO CN	HEXO CN	8080	8/19/19	8/21/2019	4.3271	-35043.77	Equity
HEXO CORP	Cover	HEXO CN	HEXO CN	536	8/19/19	8/21/2019	5.7461	-3082.59	Equity
HEXO CORP	Cover	HEXO CN	HEXO CN	629	8/19/19	8/21/2019	5.73	-3611.67	Equity
HEXO CORP	Cover	HEXO CN	HEXO CN	572	8/19/19	8/21/2019	4.3271	-2480.82	Equity
HEXO CORP	Cover	HEXO CN	HEXO CN	5170	8/19/19	8/21/2019	5.73	-29696.48	Equity
HEXO CORP	Cover	HEXO CN	HEXO CN	8965	8/19/19	8/21/2019	4.3271	-38882.1	Equity
HEXO CORP	Cover	HEXO CN	HEXO CN	161	8/19/19	8/21/2019	5.7461	-925.93	Equity
HEXO CORP	Cover	HEXO CN	HEXO CN	14999	8/19/19	8/21/2019	4.3271	-65052.16	Equity
HEXO CORP	Cover	HEXO CN	HEXO CN	1893	8/19/19	8/21/2019	4.3271	-8210.13	Equity
HEXO CORP	Cover	HEXO CN	HEXO CN	330	8/19/19	8/21/2019	5.73	-1895.52	Equity
HEXO CORP	Cover	HEXO CN	HEXO CN	39249	8/19/19	8/21/2019	5.7461	-225724.92	Equity
HEXO CORP	Cover	HEXO CN	HEXO CN	2533	8/19/19	8/21/2019	5.7461	-14567.54	Equity
HEXO CORP	Cover	HEXO CN	HEXO CN	40	8/19/19	8/21/2019	5.73	-236.7	Equity
HEXO CORP	Cover	HEXO CN	HEXO CN	1090	8/19/19	8/21/2019	5.73	-6260.96	Equity
HEXO CORP	Cover	HEXO CN	HEXO CN	9777	8/19/19	8/21/2019	5.73	-56061.32	Equity
HEXO CORP	Cover	HEXO CN	HEXO CN	4660	8/19/19	8/21/2019	5.73	-26767.04	Equity
HEXO CORP	Cover	HEXO CN	HEXO CN	138900	8/19/19	8/21/2019	4.3271	-602423.19	Equity
HEXO CORP	Cover	HEXO CN	HEXO CN	8650	8/19/19	8/21/2019	5.73	-49685.6	Equity
HEXO CORP	Reorganization	HEXO	HEXO	172	8/20/19	8/20/2019	6.95		Equity

TAB 2AA

This is **Exhibit “AA”** to the Affidavit of **Alexander Mulligan**, sworn before me this **30th** day of **November, 2023**.

A handwritten signature in blue ink, appearing to read "Paul Kelly", written over a horizontal line.

A Commissioner for Taking Affidavits

LSO #84488D

Name	Trans.Type	Ticker	Symbol	Quantity	Trade Date	Settle Date	Price	Total Consideration (Settle)	Sec.Type
FACEDRIVE INC	Cover	FD CN	FD CN	63,495	6/26/20	6/30/2020	17.9727	-1,141,494.07	Equity
FACEDRIVE INC	Buy	FD CN	FD CN	3,700	6/26/20	6/30/2020	17.9727	-66,517.49	Equity
FACEDRIVE INC	SL Fee	FD CN	FD CN	5.64	7/6/20	7/6/2020	1	-5.64	Equity
FACEDRIVE INC	Sell	FD CN	FD CN	3,700	7/8/20	7/10/2020	17.845	66,008.00	Equity
FACEDRIVE INC	Short	FD CN	FD CN	24,103	7/8/20	7/10/2020	17.845	429,997.52	Equity
FACEDRIVE INC	Short	FD CN	FD CN	4,000	7/10/20	7/14/2020	24.1961	96,714.40	Equity
FACEDRIVE INC	SL Fee	FD CN	FD CN	555.18	7/10/20	7/10/2020	1	-555.18	Equity
FACEDRIVE INC	SL Fee	FD CN	FD CN	31.33	7/10/20	7/10/2020	1	-31.33	Equity
FACEDRIVE INC	SL Fee	FD CN	FD CN	3,306.78	7/10/20	7/10/2020	1	-3,306.78	Equity
FACEDRIVE INC	SL Fee	FD CN	FD CN	41.27	7/10/20	7/10/2020	1	-41.27	Equity
FACEDRIVE INC	Short	FD CN	FD CN	4,500	7/14/20	7/16/2020	21.7	97,141.75	Equity
FACEDRIVE INC	Short	FD CN	FD CN	5,025	7/14/20	7/16/2020	20.213	101,469.83	Equity
FACEDRIVE INC	Short	FD CN	FD CN	15,075	7/14/20	7/16/2020	20.213	304,409.48	Equity
FACEDRIVE INC	Short	FD CN	FD CN	2,825	7/15/20	7/17/2020	19.2032	54,234.92	Equity
FACEDRIVE INC	Short	FD CN	FD CN	6,231	7/15/20	7/17/2020	20.6136	128,318.72	Equity
FACEDRIVE INC	Short	FD CN	FD CN	18,694	7/15/20	7/17/2020	20.6136	384,976.76	Equity
FACEDRIVE INC	Short	FD CN	FD CN	6,231	7/15/20	7/17/2020	19.2032	119,623.98	Equity
FACEDRIVE INC	Short	FD CN	FD CN	2,244	7/15/20	7/17/2020	19.2032	43,080.76	Equity
FACEDRIVE INC	SL Fee	FD CN	FD CN	117.63	7/15/20	7/15/2020	1	-117.63	Equity
FACEDRIVE INC	Short	FD CN	FD CN	29,175	7/16/20	7/20/2020	18.0667	526,950.10	Equity
FACEDRIVE INC	Short	FD CN	FD CN	9,725	7/16/20	7/20/2020	18.0667	175,650.03	Equity
FACEDRIVE INC	Short	FD CN	FD CN	25,725	7/17/20	7/21/2020	18.383	472,774.05	Equity
FACEDRIVE INC	Short	FD CN	FD CN	8,575	7/17/20	7/21/2020	18.383	157,591.35	Equity
FACEDRIVE INC	Short	FD CN	FD CN	11,025	7/23/20	7/27/2020	16.1652	178,055.96	Equity
FACEDRIVE INC	Short	FD CN	FD CN	6,000	7/23/20	7/27/2020	14.1233	84,709.80	Equity
FACEDRIVE INC	Short	FD CN	FD CN	18,000	7/23/20	7/27/2020	14.1233	254,129.40	Equity
FACEDRIVE INC	Cover	FD CN	FD CN	10,325	7/23/20	7/27/2020	13.656	-141,049.83	Equity
FACEDRIVE INC	Cover	FD CN	FD CN	11,025	7/23/20	7/27/2020	14.2215	-156,957.41	Equity
FACEDRIVE INC	Cover	FD CN	FD CN	33,075	7/23/20	7/27/2020	14.2215	-470,872.24	Equity
FACEDRIVE INC	Short	FD CN	FD CN	33,075	7/23/20	7/27/2020	16.1652	534,167.87	Equity
FACEDRIVE INC	Cover	FD CN	FD CN	30,975	7/23/20	7/27/2020	13.656	-423,149.48	Equity
FACEDRIVE INC	Short	FD CN	FD CN	4,500	7/24/20	7/28/2020	14.36	64,579.50	Equity
FACEDRIVE INC	Cover	FD CN	FD CN	1,950	7/24/20	7/28/2020	14.2338	-27,765.66	Equity
FACEDRIVE INC	Short	FD CN	FD CN	1,500	7/24/20	7/28/2020	14.36	21,526.50	Equity
FACEDRIVE INC	Cover	FD CN	FD CN	650	7/24/20	7/28/2020	14.2338	-9,259.47	Equity
FACEDRIVE INC	Cover	FD CN	FD CN	38,000	7/27/20	7/29/2020	15.4653	-587,871.40	Equity
FACEDRIVE INC	Cover	FD CN	FD CN	1,375	7/28/20	7/30/2020	15.46	-21,278.13	Equity
FACEDRIVE INC	Cover	FD CN	FD CN	1,650	7/28/20	7/30/2020	15.4665	-25,527.98	Equity
FACEDRIVE INC	Short	FD CN	FD CN	4,125	7/28/20	7/30/2020	16.1652	66,619.58	Equity
FACEDRIVE INC	Short	FD CN	FD CN	1,375	7/28/20	7/30/2020	16.1652	22,206.53	Equity
FACEDRIVE INC	Cover	FD CN	FD CN	4,125	7/28/20	7/30/2020	15.46	-63,834.38	Equity
FACEDRIVE INC	Cover	FD CN	FD CN	4,950	7/28/20	7/30/2020	15.4665	-76,583.93	Equity
FACEDRIVE INC	Cover	FD CN	FD CN	5,550	7/29/20	7/31/2020	15.9345	-88,519.73	Equity
FACEDRIVE INC	Short	FD CN	FD CN	6,250	7/29/20	7/31/2020	17.4267	108,729.38	Equity
FACEDRIVE INC	Short	FD CN	FD CN	36,375	7/29/20	7/31/2020	15.8	573,633.75	Equity
FACEDRIVE INC	Short	FD CN	FD CN	12,125	7/29/20	7/31/2020	15.8	191,211.25	Equity
FACEDRIVE INC	Short	FD CN	FD CN	1,850	7/29/20	7/31/2020	16.1652	29,877.87	Equity
FACEDRIVE INC	Short	FD CN	FD CN	57,375	7/29/20	7/31/2020	14.2506	815,906.93	Equity
FACEDRIVE INC	Short	FD CN	FD CN	5,550	7/29/20	7/31/2020	16.1652	89,633.61	Equity
FACEDRIVE INC	Cover	FD CN	FD CN	1,850	7/29/20	7/31/2020	15.9345	-29,506.58	Equity
FACEDRIVE INC	Short	FD CN	FD CN	18,750	7/29/20	7/31/2020	17.4267	326,188.13	Equity
FACEDRIVE INC	Short	FD CN	FD CN	19,125	7/29/20	7/31/2020	14.2506	271,968.98	Equity
FACEDRIVE INC	Short	FD CN	FD CN	12,675	7/30/20	8/4/2020	16.1652	204,703.79	Equity
FACEDRIVE INC	Cover	FD CN	FD CN	12,675	7/30/20	8/4/2020	19.3875	-245,926.69	Equity
FACEDRIVE INC	Short	FD CN	FD CN	38,025	7/30/20	8/4/2020	16.1652	614,111.36	Equity
FACEDRIVE INC	Cover	FD CN	FD CN	38,025	7/30/20	8/4/2020	19.3875	-737,780.06	Equity
FACEDRIVE INC	Short	FD CN	FD CN	15,000	7/30/20	8/3/2020	16.1652	242,253.00	Equity
FACEDRIVE INC	Cover	FD CN	FD CN	1,250	7/30/20	7/30/2020	21.15	-26,437.50	Equity
FACEDRIVE INC	Short	FD CN	FD CN	5,000	7/30/20	8/4/2020	16.1652	80,751.00	Equity
FACEDRIVE INC	Cover	FD CN	FD CN	3,750	7/30/20	7/30/2020	21.15	-79,312.50	Equity
FACEDRIVE INC	Short	FD CN	FD CN	6,050	7/31/20	8/5/2020	20.0295	121,072.60	Equity
FACEDRIVE INC	Cover	FD CN	FD CN	101,850	7/31/20	8/5/2020	20.5792	-2,097,773.90	Equity
FACEDRIVE INC	Short	FD CN	FD CN	113,325	7/31/20	8/5/2020	16.1652	1,830,221.42	Equity
FACEDRIVE INC	Cover	FD CN	FD CN	7,452	7/31/20	7/31/2020	21.2	-157,982.40	Equity
FACEDRIVE INC	Cover	FD CN	FD CN	39	7/31/20	8/5/2020	19.89	-775.71	Equity
FACEDRIVE INC	Cover	FD CN	FD CN	18	7/31/20	8/5/2020	19.89	-358.02	Equity
FACEDRIVE INC	Short	FD CN	FD CN	18,150	7/31/20	8/5/2020	20.0295	363,217.80	Equity
FACEDRIVE INC	Short	FD CN	FD CN	37,775	7/31/20	8/5/2020	16.1652	610,073.81	Equity
FACEDRIVE INC	Cover	FD CN	FD CN	61	7/31/20	8/5/2020	19.89	-1,213.29	Equity
FACEDRIVE INC	Cover	FD CN	FD CN	82	7/31/20	8/5/2020	19.89	-1,630.98	Equity
FACEDRIVE INC	Cover	FD CN	FD CN	33,950	7/31/20	8/5/2020	20.5792	-699,257.97	Equity

Name	Trans.Type	Ticker	Symbol	Quantity	Trade Date	Settle Date	Price	Total Consideration (Settle)	Sec.Type
FACEDRIVE INC	Cover	FD CN	FD CN	14,837	7/31/20	7/31/2020	21.2	-314,544.40	Equity
FACEDRIVE INC	Cover	FD CN	FD CN	4,384	7/31/20	7/31/2020	21.2	-92,940.80	Equity
FACEDRIVE INC	Cover	FD CN	FD CN	13,527	7/31/20	7/31/2020	21.2	-286,772.40	Equity
FACEDRIVE INC	SL Fee	FD CN	FD CN	3,038.44	8/1/20	8/1/2020	1	-3,038.44	Equity
FACEDRIVE INC	SL Fee	FD CN	FD CN	905.07	8/1/20	8/1/2020	1	-905.07	Equity
FACEDRIVE INC	Short	FD CN	FD CN	1,100	8/5/20	8/7/2020	18.7182	20,573.52	Equity
FACEDRIVE INC	Short	FD CN	FD CN	4,800	8/6/20	8/10/2020	18.90791667	90,304.21	Equity
FACEDRIVE INC	Short	FD CN	FD CN	1,800	8/6/20	8/10/2020	19.22167	34,406.01	Equity
FACEDRIVE INC	SL Fee	FD CN	FD CN	339.37	8/11/20	8/11/2020	1	-339.37	Equity
FACEDRIVE INC	SL Fee	FD CN	FD CN	205.09	8/12/20	8/12/2020	1	-205.09	Equity
FACEDRIVE INC	SL Fee	FD CN	FD CN	2,668.11	8/12/20	8/12/2020	1	-2,668.11	Equity
FACEDRIVE INC	SL Fee	FD CN	FD CN	1,763.56	8/12/20	8/12/2020	1	-1,763.56	Equity
FACEDRIVE INC	SL Fee	FD CN	FD CN	1,000.23	8/12/20	8/12/2020	1	-1,000.23	Equity
FACEDRIVE INC	SL Fee	FD CN	FD CN	1,437.79	8/12/20	8/12/2020	1	-1,437.79	Equity
FACEDRIVE INC	SL Fee	FD CN	FD CN	1,955.67	8/12/20	8/12/2020	1	-1,955.67	Equity
FACEDRIVE INC	Cover	FD CN	FD CN	4,580	8/18/20	8/20/2020	19.5991	-89,763.88	Equity
FACEDRIVE INC	Cover	FD CN	FD CN	6,089	8/18/20	8/20/2020	19.5991	-119,338.92	Equity
FACEDRIVE INC	Cover	FD CN	FD CN	1,353	8/18/20	8/20/2020	19.5991	-26,517.58	Equity
FACEDRIVE INC	Cover	FD CN	FD CN	2,937	8/18/20	8/20/2020	19.5991	-57,562.56	Equity
FACEDRIVE INC	Cover	FD CN	FD CN	1,282	8/19/20	8/21/2020	19.805	-25,390.01	Equity
FACEDRIVE INC	Cover	FD CN	FD CN	2,659	8/19/20	8/21/2020	19.805	-52,661.50	Equity
FACEDRIVE INC	Cover	FD CN	FD CN	2,000	8/19/20	8/21/2020	19.805	-39,610.00	Equity
FACEDRIVE INC	Cover	FD CN	FD CN	591	8/19/20	8/21/2020	19.805	-11,704.76	Equity